

## FISCAL YEAR 2020 BUDGET-IN-BRIEF



### GOVERNING BOARD MEMBERS

Mark Taylor  
*Chair: Hernando, Marion*

Michelle Williamson  
*Vice Chair: Hillsborough*

Joel Schleicher  
*Secretary: Charlotte, Sarasota*

Kelly S. Rice  
*Treasurer: Citrus, Lake, Levy, Sumter*

Roger Germann  
*Hillsborough*

James G. Murphy  
*Polk*

Rebecca Smith  
*Hillsborough, Pinellas*

**EXECUTIVE DIRECTOR**  
*Brian J. Armstrong, P.G.*

Southwest Florida  
*Water Management District*

## Message From The Executive Director

On behalf of the Southwest Florida Water Management District Governing Board, I am pleased to present the District's adopted budget for fiscal year (FY) 2020, which runs from October 1, 2019 through September 30, 2020.

The FY2020 budget emphasizes our commitment to protect Florida's water and water-related resources while meeting Governing Board priorities, legislative directives and our Five-Year Strategic Plan, and ensuring the core mission of water supply, water quality, flood protection and natural systems is achieved. The budget is also consistent with the Governor's Executive Order 19-12 (Achieving More Now for Florida's Environment), including projects to restore springs, reduce pollution from stormwater runoff and develop alternative water supplies (AWS). In addition, our long-term funding plan demonstrates that the District's fiscal resources, supplemented with prudently managed project reserves, can support a healthy investment in water resources and the economy over the next five years.

On September 24, 2019, the District's Governing Board adopted a final millage, the rolled-back rate of 0.2801 mill. This is a reduction of 5.2 percent and will save taxpayers approximately \$6.5 million.

The budget for FY2020 is \$202.7 million, compared to \$176.3 million for FY2019. More than \$123.8 million, representing 61 percent of the total budget, is dedicated for projects. The District will leverage \$81.4 million through cooperative public and private partnerships resulting in a total investment of more than \$146 million for sustainable AWS development, water quality improvements and other water resource management projects, illustrating the District's commitment to putting tax dollars to work. Since 1988, the District and its partners have a combined investment of approximately \$3.3 billion in critical water resource projects.

Springs continue to be a unique destination for both our citizens and visitors. With the support of \$12.25 million from the Department of Environmental Protection, the District has committed a total of \$20.8 million in the budget toward restoring springs and spring-fed rivers within our region's coastal springs systems. These efforts will provide maximum ecologic and economic benefits in strategic locations through a variety of techniques such as monitoring, research and development, restoration and septic to sewer conversions.

The District has prioritized implementing water resource development projects, as outlined in the Regional Water Supply Plan. The budget includes \$25.7 million for AWS projects to continue to reduce the region's dependency on fresh groundwater. Upon completion, these projects will result in approximately 55 million gallons per day of AWS within the District.

We deliver to you a budget designed to live within our means, meet statutory requirements, and operate on a pay-as-you-go basis without debt. It also demonstrates our commitment to continually look for opportunities to increase efficiencies, improve the services we provide to the citizens, and maintain a robust investment in water resources and the economy of west-central Florida.

Sincerely,

A handwritten signature in black ink, appearing to read "B. J. Armstrong", is written over a light blue background with a subtle water ripple pattern.

Brian J. Armstrong, P.G.  
Executive Director

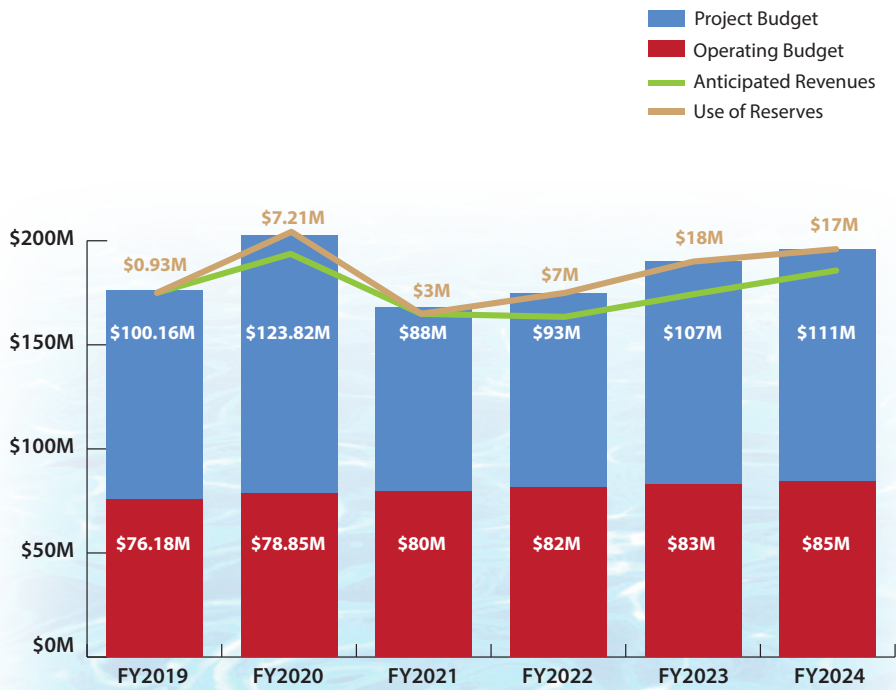


## **FY2020 Budget — Key Highlights**

- ✓ \$25.7 million for development of AWS to ensure an adequate supply of water resources for all existing and future reasonable and beneficial uses.
- ✓ \$7.1 million for the Facilitating Agricultural Resource Management Systems (FARMS) program to implement agricultural Best Management Practices (BMPs).
- ✓ \$5.7 million for water quality improvement projects to treat stormwater runoff before discharging directly or indirectly to water bodies.
- ✓ \$20.8 million for springs initiatives to restore springs and spring-fed rivers to improve water quality and clarity and restore natural habitats such as: shoreline restoration, wetland treatment, beneficial reclaimed water reuse and septic to sewer conversions. This includes \$12.25 million appropriated by the Florida Legislature from the Department of Environmental Protection Springs Initiative.
- ✓ \$24.4 million for Watershed Management Program projects:
  - \$7.5 million for the modeling and planning phases to determine local and regional floodplain information, flood protection status and trends to support floodplain management decisions and initiatives.
  - \$16.9 million for the implementation phase involving construction of preventive and remedial projects and BMPs to address potential and existing flooding problems.
- ✓ \$10.5 million for the management of 86 water control structures, 63 miles of canals, 7 miles of dam embankments and over 170 secondary drainage culverts.
- ✓ \$5.4 million to manage over 452,000 acres of conservation lands for the statutorily mandated purposes of protecting and restoring their natural condition. This includes \$2.25 million appropriated by the Florida Legislature from the Land Acquisition Trust Fund.
- ✓ \$4.9 million for Minimum Flows and Minimum Water Levels (MFLs) activities for streams, estuaries, lakes, aquifers, wetlands, and springs:
  - \$2.4 million to support the establishment and evaluation of MFLs, including monitoring, mapping, research, hydrologic and biologic analysis, and peer review.
  - \$2.5 million to implement recovery efforts to prevent significant harm and re-establish the natural ecosystem.

Long-Term Funding Plan

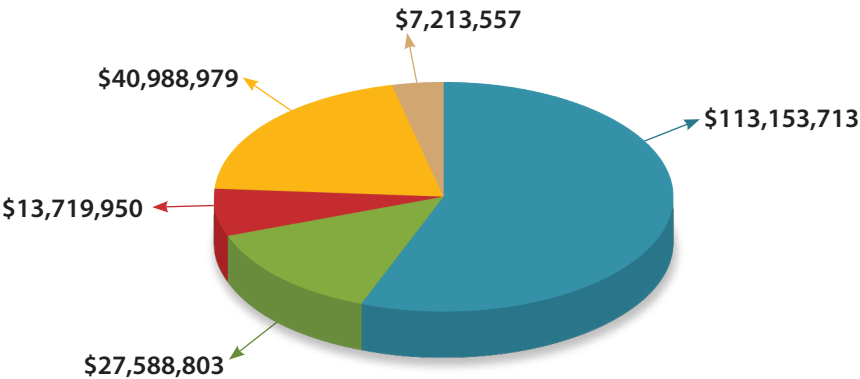
The graph below represents a snapshot of the District’s financial model. This model shows how the District plans to 1) control its operating expenditures; 2) schedule its long-range project funding needs; and 3) use reserves to supplement long-range project funding. Maintaining our operational costs below the current ad valorem revenue levels (approximately 70 percent of ad valorem) allows the District to continue a healthy investment in our water resources and economy over the next five years.



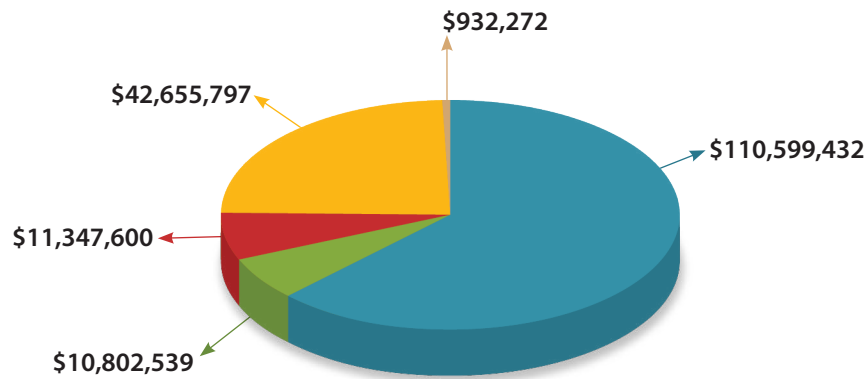
## How the District is Funded


<b>FY2020 Budget</b>	<b>Revenues</b>	<b>Percent of Total</b>
<b>Ad Valorem Taxes</b>	<b>\$113,153,713</b>	<b>55.8%</b>
Property taxes levied on the taxable value of real and personal property as certified by the property appraiser in each county. The adopted millage rate for FY2020 is 0.2801 mill, which is the rolled-back rate.		
<b>State/Federal/Local</b>	<b>\$27,588,803</b>	<b>13.6%</b>
<ul style="list-style-type: none"> <li>State funding of \$24,877,149 includes \$12,250,000 from the Department of Environmental Protection for Springs Initiatives; \$3,650,000 from Florida Forever Trust Fund prior year appropriations for land acquisition; \$3,000,000 from state appropriations for Alternative Water Supply (AWS); \$2,667,201 for the Florida Department of Transportation (FDOT) Mitigation program; \$2,599,298 from Land Acquisition Trust Fund new and prior year appropriations for land management activities; \$250,000 from the Water Protection and Sustainability Trust Fund for AWS; and \$460,650 from other recurring state programs.</li> <li>Federal funding of \$158,204 for the FDOT Mitigation program.</li> <li>Local funding of \$2,553,450 for cooperatively funded projects where the District serves as the lead party.</li> </ul>		
<b>Other Revenue</b>	<b>\$13,719,950</b>	<b>6.8%</b>
Various funding sources such as \$11,000,000 from interest earnings on investments, \$2,029,700 from permit and well construction contractor license fees, and \$690,250 from miscellaneous revenue.		
<b>Balance from Prior Years</b>	<b>\$40,988,979</b>	<b>20.2%</b>
Unexpended funds carried forward from the previous fiscal year(s) primarily related to projects completed under budget and project cancellations.		
<b>Use of Reserves</b>	<b>\$7,213,557</b>	<b>3.6%</b>
Assigned short-term project reserves to fund vital water resource management projects.		
<b>TOTAL REVENUES</b>	<b>\$202,665,002</b>	<b>100%</b>

**Year-to-Year Comparison**  
**FY2020 Adopted Budget — \$202,665,002**



**FY2019 Adopted Budget — \$176,337,640**



- |   |  |
|---|--|
|  Ad Valorem Taxes    |  Balance from Prior Years |
|  State/Federal/Local |  Use of Reserves          |
|  Other Revenue       |  |

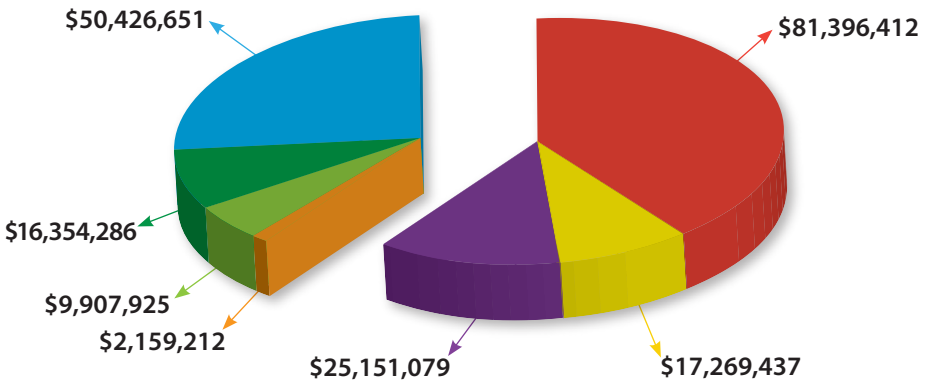
## How the District Allocates Resources by Category

FY2020 Budget	Expenditures	Percent of Total
<b>Salaries &amp; Benefits</b>	<b>\$50,426,651</b>	<b>24.9%</b>
Salaries and benefits for District regular full time equivalent (FTE) positions. The number of FTE positions remains consistent from FY2019 to FY2020 at 574 FTEs.		
<b>Operating Expenses</b>	<b>\$16,354,286</b>	<b>8.1%</b>
Items such as property tax commissions; software licensing and maintenance; parts and supplies; maintenance and repair of buildings and structures; non-capital equipment; utilities; insurance and bonds; fuels and lubricants; and telephone and data communications.		
<b>Contracted Services for Operational Support &amp; Maint.</b>	<b>\$9,907,925</b>	<b>4.9%</b>
Outsourced services in support of District operations such as data collection; land management and use; minimum flows and minimum water levels establishment and evaluation; information technology; operation and maintenance of structures; management and maintenance of canals, dam embankments and culverts; and regulation permitting.		
<b>Operating Capital Outlay</b>	<b>\$2,159,212</b>	<b>1.0%</b>
Purchases of heavy equipment, vehicles, airboats, computer hardware, capital leases, and other equipment with a value per item of at least \$1,000 and an estimated useful life of one or more years.		
<b>Cooperative Funding/District Grants</b>	<b>\$81,396,412</b>	<b>40.2%</b>
Matching funds provided through the District's Cooperative Funding Initiative (CFI) and District grants such as the Facilitating Agricultural Resource Management Systems (FARMS) program. The CFI generally provides 50 percent towards the cost of projects that help create sustainable water resources, enhance conservation efforts, improve water quality, provide flood protection and restore natural ecosystems.		
<b>Contracted Services for District Projects</b>	<b>\$17,269,437</b>	<b>8.5%</b>
District-led projects such as Surface Water Improvement and Management (SWIM) restoration, Institute of Food and Agricultural Sciences (IFAS) research and Florida Department of Transportation Mitigation. These projects are vital to protecting Florida's water resources and the majority are performed by the private sector representing a direct investment into the economy.		
<b>Fixed Capital Outlay</b>	<b>\$25,151,079</b>	<b>12.4%</b>
Funding for potential purchases of land and land easements; and the construction or improvements of water control structures, wells, buildings, bridges, and other capital structures.		
<b>TOTAL EXPENDITURES</b>	<b>\$202,665,002</b>	<b>100%</b>

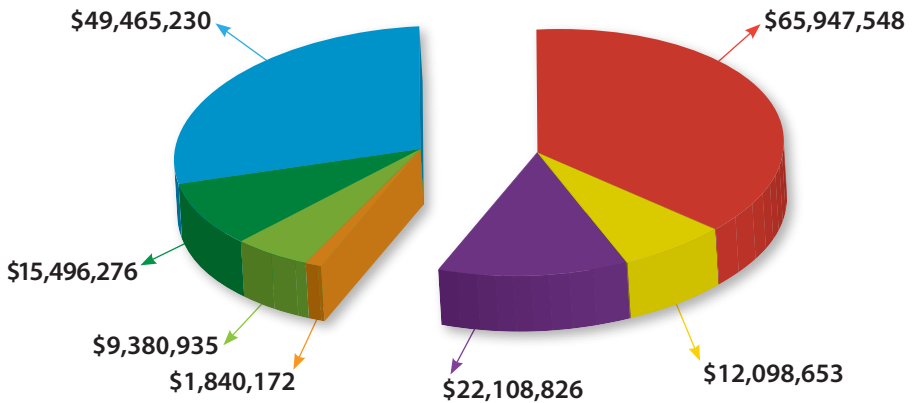


## Year-to-Year Comparison

### FY2020 Adopted Budget — \$202,665,002



### FY2019 Adopted Budget — \$176,337,640



#### Operating

- Salaries & Benefits
- Operating Expenses
- Contracted Services for Operational Support & Maint.
- Operating Capital Outlay

#### Projects

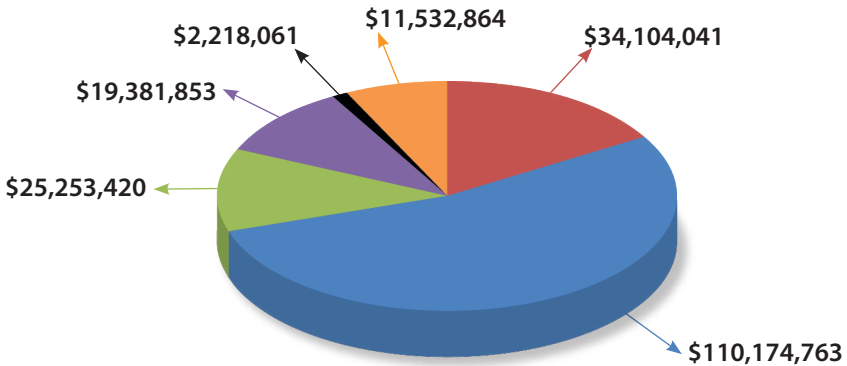
- Cooperative Funding/District Grants
- Contracted Services for District Projects
- Fixed Capital Outlay

## How the District Allocates Resources by Program Area

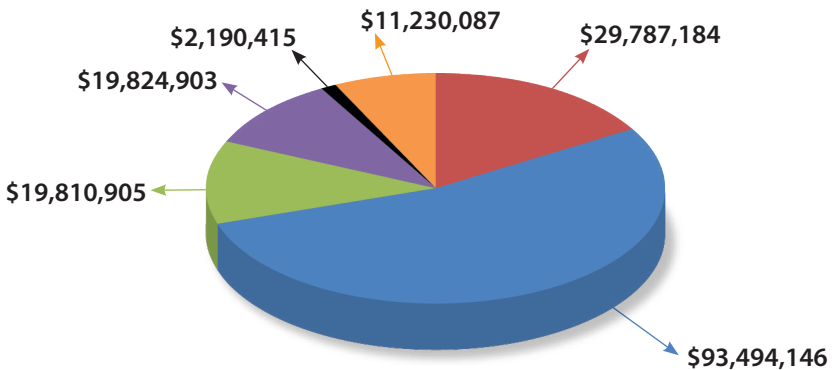
<b>FY2020 Budget</b>	<b>Expenditures</b>	<b>Percent of Total</b>
<b>Water Resource Planning and Monitoring</b>	<b>\$34,104,041</b>	<b>16.8%</b>
All research, data collection, analysis, and monitoring activities (\$16,700,662); water resources planning activities including watershed management planning (\$10,092,435), development of minimum flows and minimum water levels for springs, wetlands, aquifers, lakes and rivers (\$2,397,481), and water supply planning (\$857,162); technical assistance (\$1,071,916) which includes local/regional plan and program review; and other program activities including technology and information services.		
<b>Land Acquisition, Restoration and Public Works</b>	<b>\$110,174,763</b>	<b>54.3%</b>
Development and construction of capital projects, including surface water projects for the restoration of lands and water bodies with water quality, flood protection and natural systems benefits (\$51,480,042); water resource and water supply development projects such as potable water supply with regional water supply authorities, reclaimed water, Facilitating Agricultural Resource Management Systems (FARMS), and conservation projects in partnership with local governments (\$38,944,610); acquisition of land for the protection and management of water resources (\$18,033,860); and other program activities including technology and information services.		
<b>Operation and Maintenance of Works and Lands</b>	<b>\$25,253,420</b>	<b>12.5%</b>
Operation and maintenance of flood control and water conservation structures, canals and dam embankments (\$11,142,387); management of public conservation lands by restoring their natural conditions, and providing for compatible recreational use (\$5,355,345); operation and maintenance of District facilities (\$3,571,867); management and maintenance of District fleet (\$2,896,052); and other program activities including technology and information services.		
<b>Regulation</b>	<b>\$19,381,853</b>	<b>9.6%</b>
All environmental resource/surface water management permitting (\$7,703,956); consumptive use permitting (\$3,642,090); permit administration/enforcement or any delegated regulatory program (\$2,869,684); water well construction permitting and contractor licensing (\$745,200); and other program activities including technology and information services.		
<b>Outreach</b>	<b>\$2,218,061</b>	<b>1.1%</b>
All outreach initiatives including public information activities (\$1,093,938); youth education, springs protection campaigns and water conservation programs for builders and the hospitality industry (\$807,379); all activities relating to regional, state and federal governmental affairs (\$95,990); and other program activities including technology and information services.		
<b>Management and Administration</b>	<b>\$11,532,864</b>	<b>5.7%</b>
All administrative and operations support (\$8,020,094 or 4%), and commissions to county tax collectors and property appraisers (\$3,512,770 or 1.7%).		
<b>TOTAL EXPENDITURES</b>	<b>\$202,665,002</b>	<b>100%</b>

## Year-to-Year Comparison

### FY2020 Adopted Budget — \$202,665,002



### FY2019 Adopted Budget — \$176,337,640



- |  |                                   |
|--|-----------------------------------|
| 1.0 Water Resource Planning and Monitoring         | 4.0 Regulation                    |
| 2.0 Land Acquisition, Restoration and Public Works | 5.0 Outreach                      |
| 3.0 Operation and Maintenance of Works and Lands   | 6.0 Management and Administration |

## MISSION STATEMENT

To protect water resources, minimize flood risks,  
and ensure the public's water needs are met.



The Southwest Florida Water Management District (District) does not discriminate on the basis of disability. This nondiscrimination policy involves every aspect of the District's functions, including access to and participation in the District's programs, services and activities. Anyone requiring reasonable accommodation, or would like information as to the existence and location of accessible services, activities, and facilities, as provided for in the Americans with Disabilities Act, should contact Donna Kaspari, Sr. Performance Management Professional, at 2379 Broad St., Brooksville, FL 34604-6899; telephone (352) 796-7211 or 1-800-423-1476 (FL only), ext. 4706; or email [ADACoordinator@WaterMatters.org](mailto:ADACoordinator@WaterMatters.org). If you are hearing or speech impaired, please contact the agency using the Florida Relay Service, 1-800-955-8771 (TDD) or 1-800-955-8770 (Voice). If requested, appropriate auxiliary aids and services will be provided at any public meeting, forum, or event of the District. In the event of a complaint, please follow the grievance procedure located at [WaterMatters.org/ADA](http://WaterMatters.org/ADA).