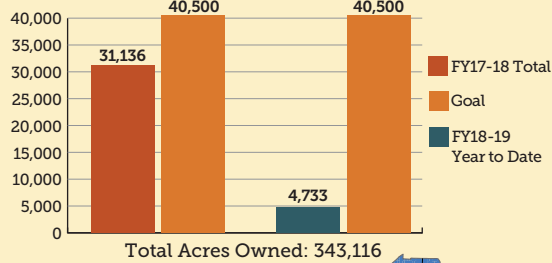
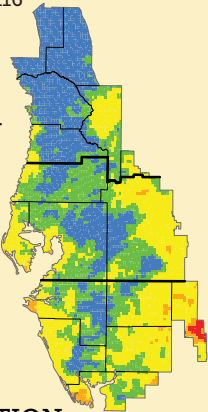
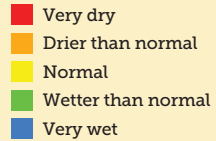


## OPERATIONS, LANDS AND RESOURCE MONITORING

Prescribed Fire Acres Burned



## RAINFALL DISTRIBUTION Jan 2018 – Dec 2018



## DATA COLLECTION

Hydrologic Data Quality Assurance Metric  
Assessment of inherent good quality of raw hydrologic data measurements relative to need for correction

FY	Quarter	Total Measured Points
2019	1	3,525,541

### Goal

Per Quarter, greater than 90% of measured points are good  
Per Quarter, less than 5% are validated and  
Per Quarter, less than 5% are missing

Good Data	Validated Data	Missing Data
98.10%	0.35%	1.47%

## SOUTHWEST FLORIDA WATER MANAGEMENT DISTRICT

# Monthly Dashboard December 2018

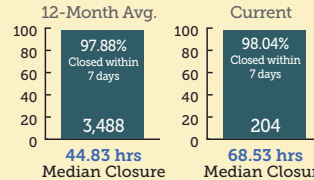


\$362.9 million  
(current budget)

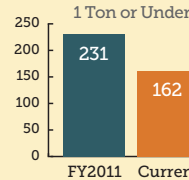
Days Without an At-Fault Accident 97  
Days Without a Lost-Time Injury 762

## MANAGEMENT SERVICES

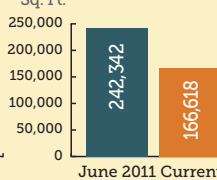
### Public Records Requests



### Fleet

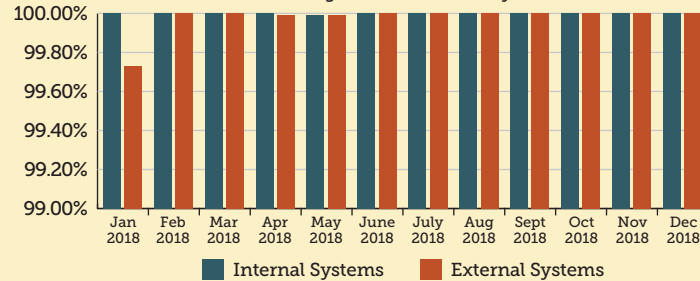


### Office Space



## Availability of Systems

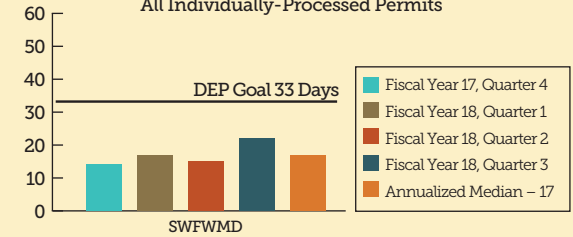
Target is 99% Availability



## REGULATION

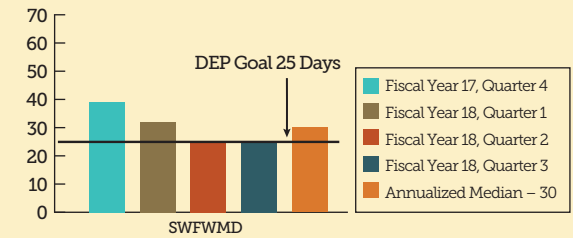
### Consumptive Use Permitting

\*Active Staff Processing Time,  
All Individually-Processed Permits



### Environmental Resource Permitting

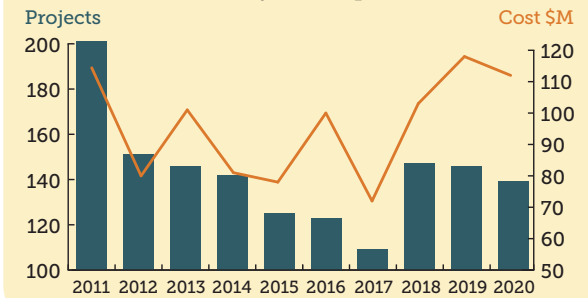
\*Active Staff Processing Time, All Individually-Processed Permits



\*Excludes time awaiting response from applicant, legal challenges, etc.

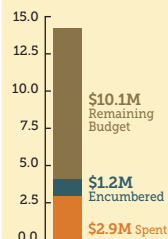
## RESOURCE MANAGEMENT

### CFI Project Requests

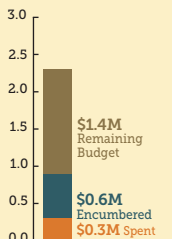


## FINANCIAL SUMMARY

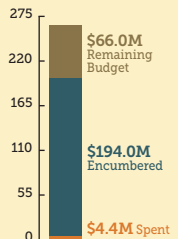
### Regulation Budget \$14.2M



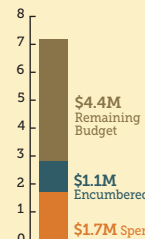
### General Counsel Budget \$2.3M



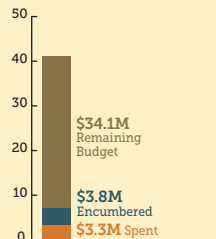
### Resource Management Budget \$264.4M



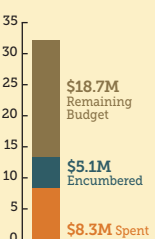
### Emp. & Ext. Relations Budget \$7.2M



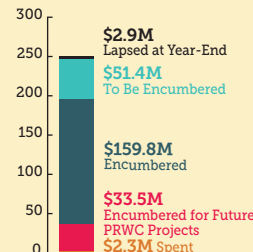
### Operations, Lands & Resource Monitoring Budget \$41.2M



### Management Services Budget \$32.1M



### Total Number of Projects: 368 Resource Management Project Budget: \$249.9M



## EXTERNAL & EMPLOYEE RELATIONS

### Social Media

