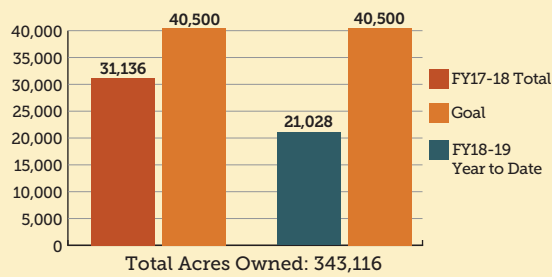


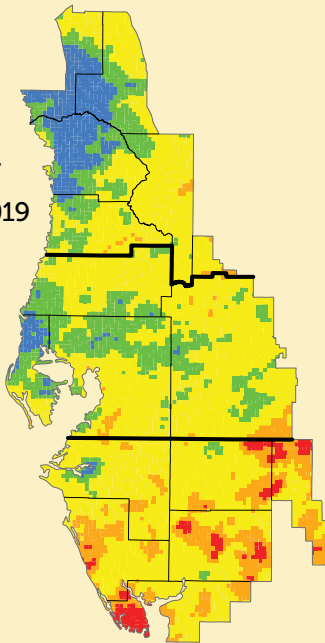
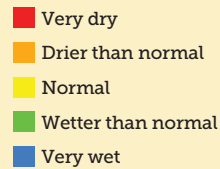
OPERATIONS, LANDS AND RESOURCE MONITORING

Prescribed Fire Acres Burned



RAINFALL DISTRIBUTION

Oct 2018 – Sept 2019



DATA COLLECTION

Hydrologic Data Quality Assurance Metric

Assessment of inherent good quality of raw hydrologic data measurements relative to need for correction

FY	Quarter	Total Measured Points
2019	4	3,722,241

Goal

Per Quarter, greater than 90% of measured points are good
Per Quarter, less than 5% are validated and
Per Quarter, less than 5% are missing

Good Data	Validated Data	Missing Data
97.82%	0.19%	1.99%

SOUTHWEST FLORIDA WATER MANAGEMENT DISTRICT

Monthly Dashboard

September 2019



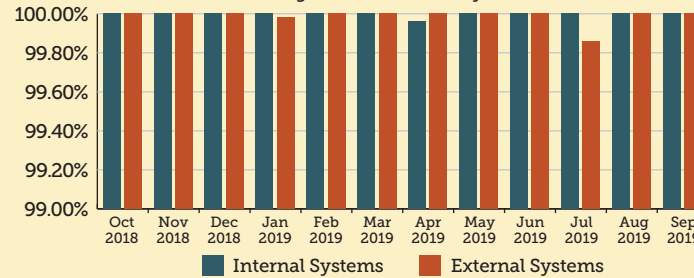
\$362.9 million
(current budget)

Days Without an At-Fault Accident: 0
Days Without a Lost-Time Injury: 1034

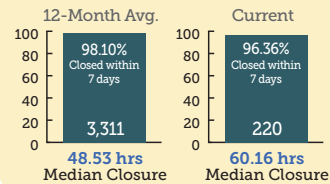
MANAGEMENT SERVICES

Availability of Systems

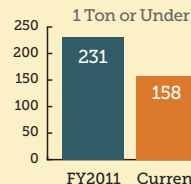
Target is 99% Availability



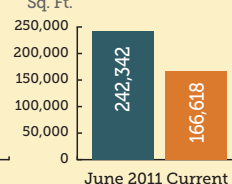
Public Records Requests



Fleet



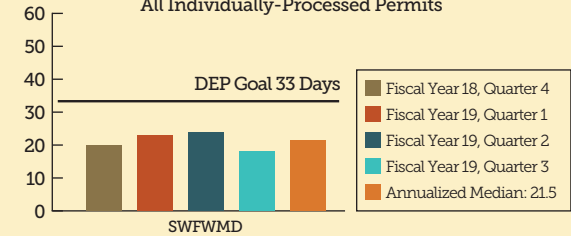
Office Space



REGULATION

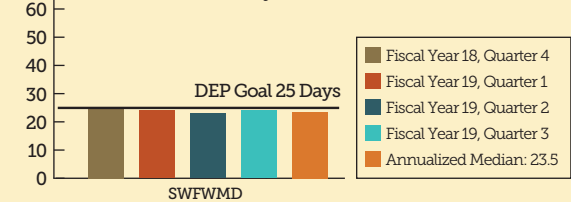
Consumptive Use Permitting

*Active Staff Processing Time,
All Individually-Processed Permits



Environmental Resource Permitting

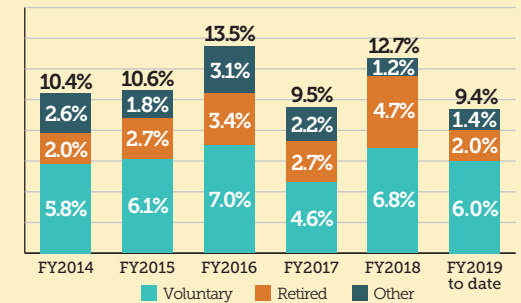
*Active Staff Processing Time,
All Individually-Processed Permits



*Excludes time awaiting response from applicant, legal challenges, etc.

EXTERNAL & EMPLOYEE RELATIONS

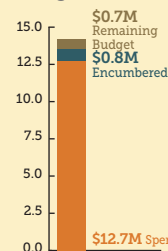
Annual Percent Turnover



FINANCIAL SUMMARY

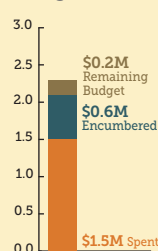
Regulation

Budget \$14.2M



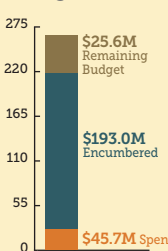
General Counsel

Budget \$2.3M



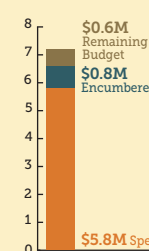
Resource Management

Budget \$264.3M



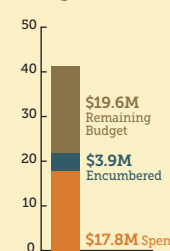
Emp. & Ext. Relations

Budget \$7.2M



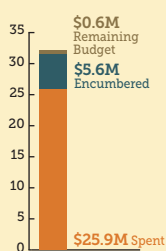
Operations, Lands & Resource Monitoring

Budget \$41.3M



Management Services

Budget \$32.1M



Total Number of Projects: 381

Resource Management Project Budget: \$249.8M

