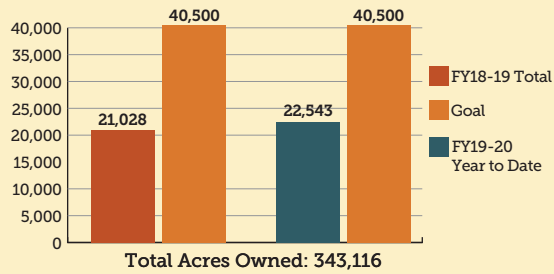


OPERATIONS, LANDS AND RESOURCE MONITORING

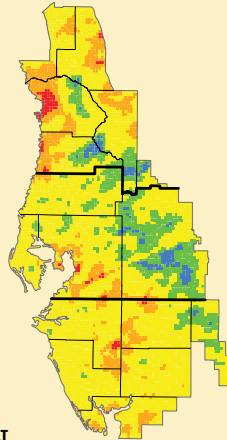
Prescribed Fire Acres Burned



RAINFALL DISTRIBUTION

Oct 2019 – Sept 2020

- Very dry
- Drier than normal
- Normal
- Wetter than normal
- Very wet



DATA COLLECTION

Hydrologic Data Quality Assurance Metric
Assessment of inherent good quality of raw hydrologic data measurements relative to need for correction

FY	Quarter	Total Measured Points
2020	4	3,613,361

Goal

Per Quarter, greater than 90% of measured points are good
Per Quarter, less than 5% are validated and
Per Quarter, less than 5% are missing

Good Data	Validated Data	Missing Data
99.08%	0.38%	0.54%

SOUTHWEST FLORIDA WATER MANAGEMENT DISTRICT

Monthly Dashboard September 2020



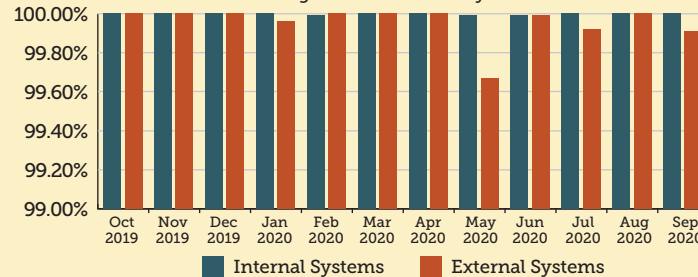
\$365.1 million
(current budget)

Days Without an At-Fault Accident: 303
Days Without a Lost-Time Injury: 330

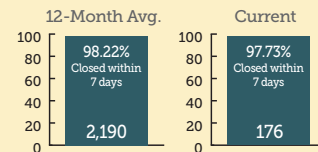
MANAGEMENT SERVICES

Availability of Systems

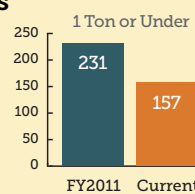
Target is 99% Availability



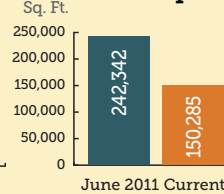
Public Records Requests



Fleet



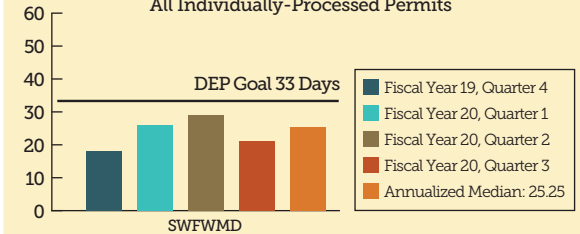
Office Space



REGULATION

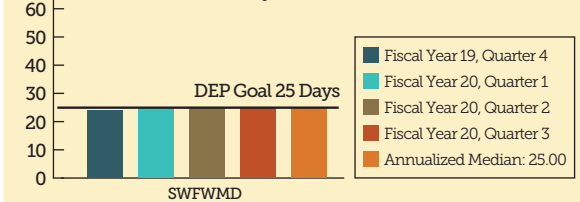
Consumptive Use Permitting

*Active Staff Processing Time,
All Individually-Processed Permits



Environmental Resource Permitting

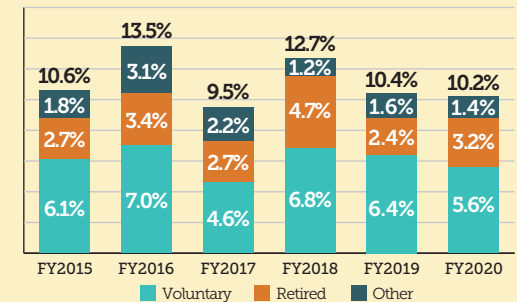
*Active Staff Processing Time,
All Individually-Processed Permits



*Excludes time awaiting response from applicant, legal challenges, etc.

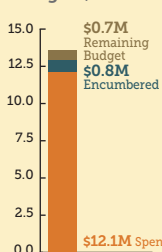
EMPLOYEE & EXTERNAL RELATIONS

Annual Percent Turnover

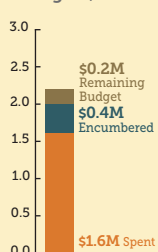


FINANCIAL SUMMARY

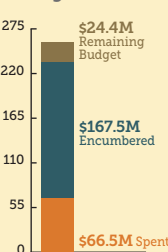
Regulation Budget \$13.6M



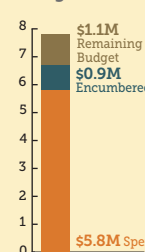
General Counsel Budget \$2.2M



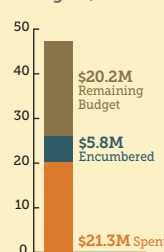
Resource Management Budget \$258.4M



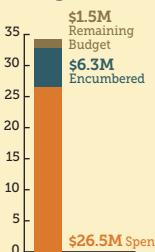
Emp. & Ext. Relations Budget \$7.8M



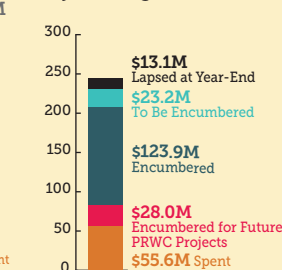
Operations, Lands & Resource Monitoring Budget \$47.3M



Management Services Budget \$34.3M



Total Number of Projects: 355 Resource Management Project Budget: \$243.8M



RESOURCE MANAGEMENT

Upper Peace River Minimum Flow Status

