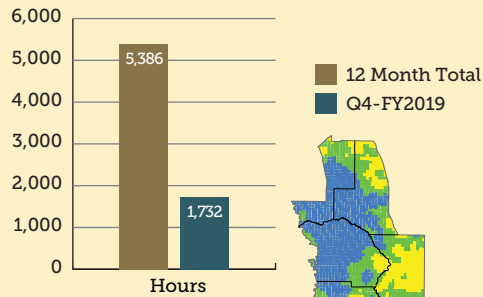


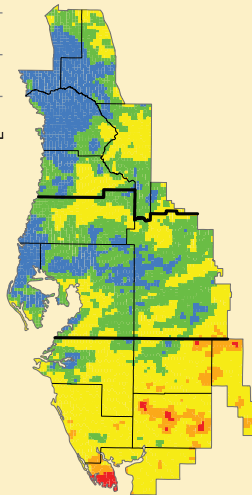
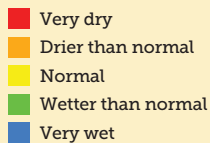
## OPERATIONS, LANDS AND RESOURCE MONITORING

### Volunteer Hours

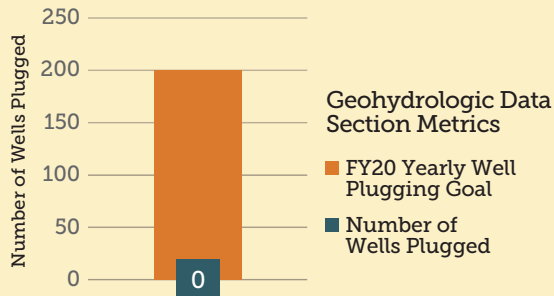


### RAINFALL DISTRIBUTION

Oct 2018 – Sept 2019



### QWIP Wells Plugged For Fiscal Year 2020



## SOUTHWEST FLORIDA WATER MANAGEMENT DISTRICT

# Monthly Dashboard October 2019

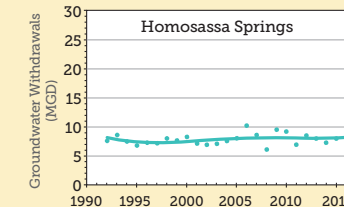
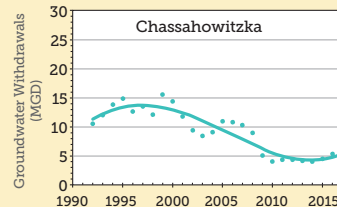


\$365.3 million (current budget)

Days Without an At-Fault Accident 6  
Days Without a Lost-Time Injury 1065

## RESOURCE MANAGEMENT

### Groundwater Use in the Chassahowitzka and Homosassa Springsheds

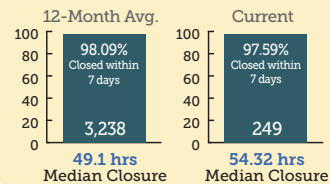


Includes both water use permitted and domestic self-supply use.

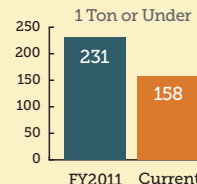
Includes both water use permitted and domestic self-supply use.

## MANAGEMENT SERVICES

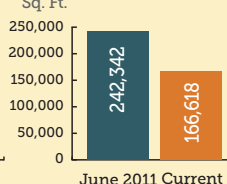
### Public Records Requests



### Fleet



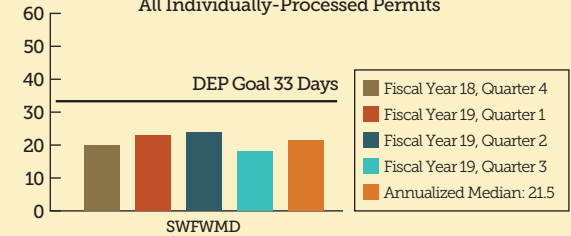
### Office Space



## REGULATION

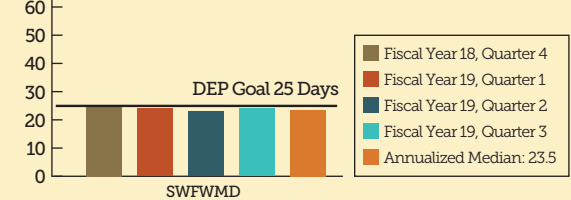
### Consumptive Use Permitting

\*Active Staff Processing Time, All Individually-Processed Permits



### Environmental Resource Permitting

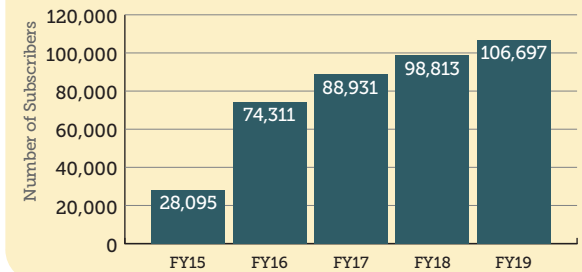
\*Active Staff Processing Time, All Individually-Processed Permits



\*Excludes time awaiting response from applicant, legal challenges, etc.

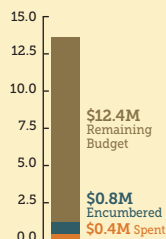
## EMPLOYEE & EXTERNAL RELATIONS

### Increase in Email Marketing Subscribers Through GovDelivery by Fiscal Year

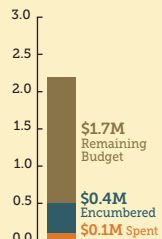


## FINANCIAL SUMMARY

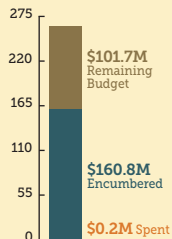
### Regulation Budget \$13.6M



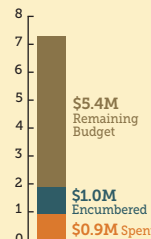
### General Counsel Budget \$2.2M



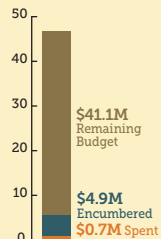
### Resource Management Budget \$262.7M



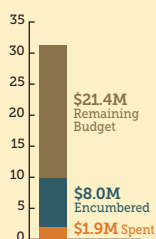
### Emp. & Ext. Relations Budget \$7.3M



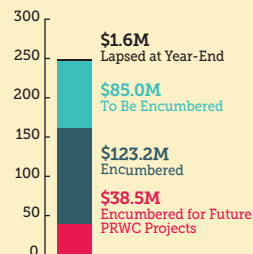
### Operations, Lands & Resource Monitoring Budget \$46.7M



### Management Services Budget \$31.3M



### Total Number of Projects: 336 Resource Management Project Budget: \$248.3M



## MANAGEMENT SERVICES

### Monthly Fuel Cost

