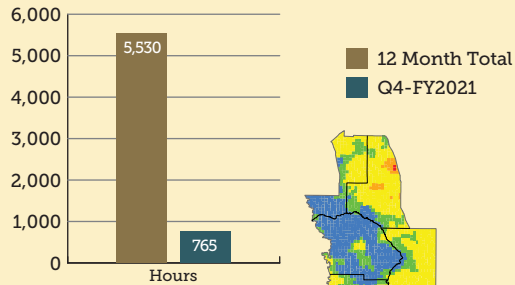
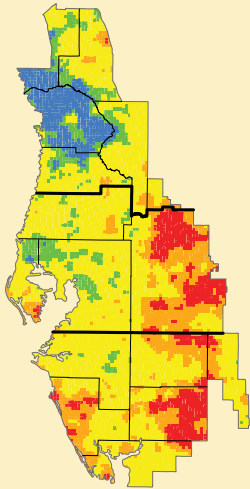
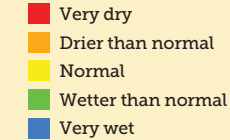


## OPERATIONS, LANDS AND RESOURCE MONITORING

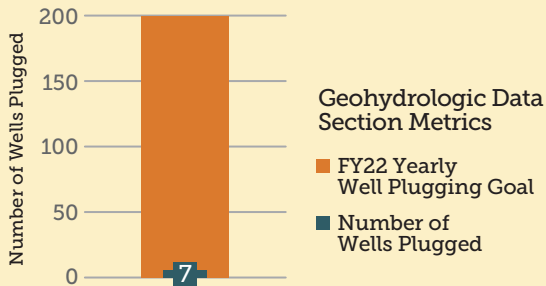
### Volunteer Hours



### RAINFALL DISTRIBUTION Nov 2020 – Oct 2021

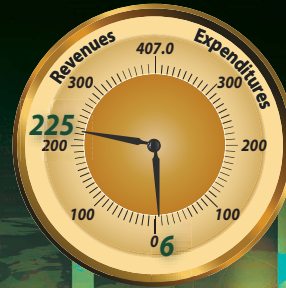


### QWIP Wells Plugged For Fiscal Year 2022



## SOUTHWEST FLORIDA WATER MANAGEMENT DISTRICT

# Monthly Dashboard October 2021

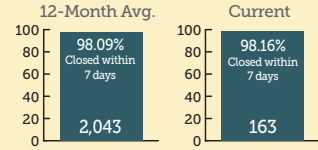


**\$407.0 million**  
(current budget)

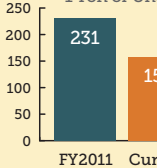
Days Without an At-Fault Accident: 59  
Days Without a Lost-Time Injury: 694

## MANAGEMENT SERVICES

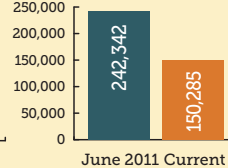
### Public Records Requests



### Fleet

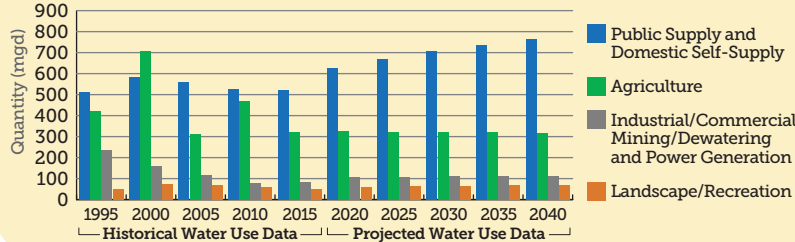


### Office Space



## RESOURCE MANAGEMENT

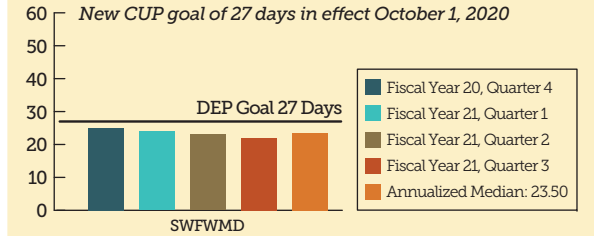
### Historical Use and Projected Demands by Water Use Category, 1995-2040



## REGULATION

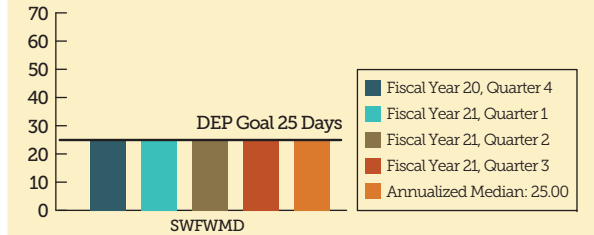
### Consumptive Use Permitting

\*Active Staff Processing Time, All Individually-Processed Permits



### Environmental Resource Permitting

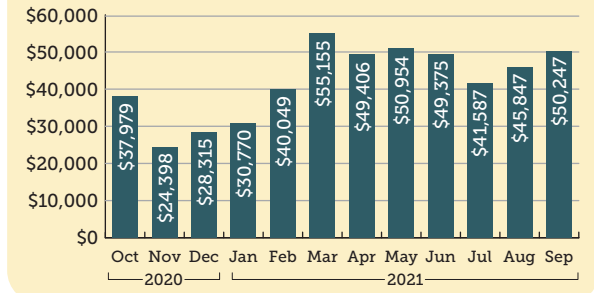
\*Active Staff Processing Time, All Individually-Processed Permits



\*Excludes time awaiting response from applicant, legal challenges, etc.

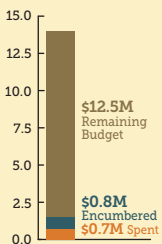
## MANAGEMENT SERVICES

### Fuel Costs Per Month

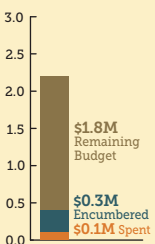


## FINANCIAL SUMMARY

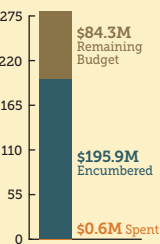
### Regulation Budget \$14.0M



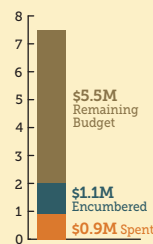
### General Counsel Budget \$2.2M



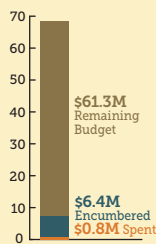
### Resource Management Budget \$280.8M



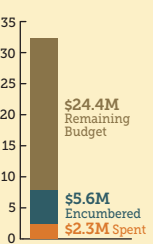
### Emp. & Ext. Relations Budget \$7.5M



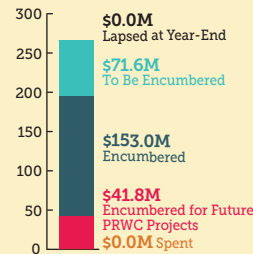
### Operations, Lands & Resource Monitoring Budget \$68.5M



### Management Services Budget \$32.3M



Total Number of Projects: 322  
Resource Management Project Budget: 266.4M



## EMPLOYEE & EXTERNAL RELATIONS

### Digital Reach

