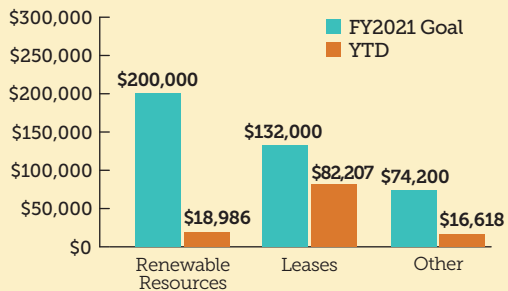


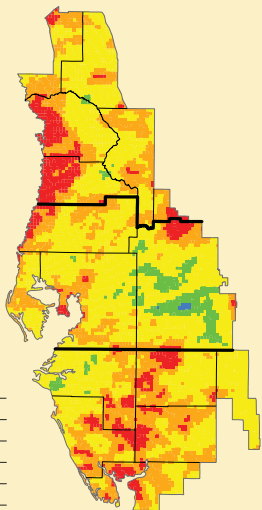
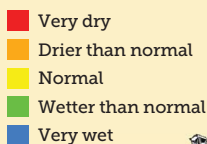
## OPERATIONS, LANDS AND RESOURCE MONITORING

### FY2021 Land-Based Revenue

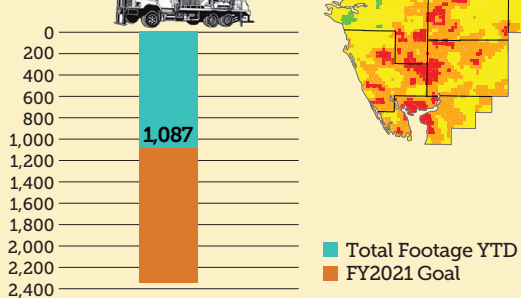


### RAINFALL DISTRIBUTION

Jun 2020 – May 2021



### CORE DRILLING



## SOUTHWEST FLORIDA WATER MANAGEMENT DISTRICT

# Monthly Dashboard

## May 2021

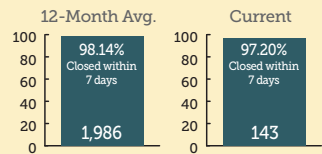


\$369.5 million (current budget)

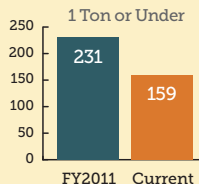
Days Without an At-Fault Accident: 40  
Days Without a Lost-Time Injury: 573

## MANAGEMENT SERVICES

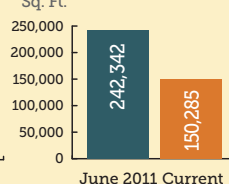
### Public Records Requests



### Fleet

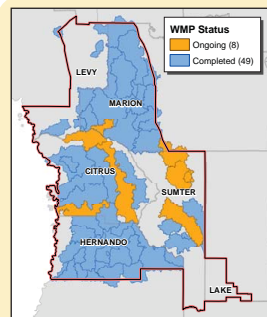


### Office Space



## RESOURCE MANAGEMENT

Ongoing Watershed Management Plans (WMPs)  
Northern Region

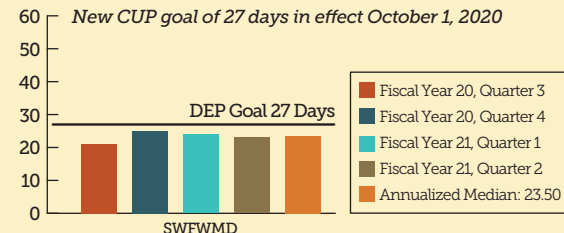


- Citrus**
  - North Citrus Withlacoochee River
  - Chassahowitzka River
  - Tsala Apopka
- Sumter**
  - Jumper Creek
  - Little Jones Creek
  - Nichols Pond
  - Wildwood
- Marion**
  - Dunnellon

## REGULATION

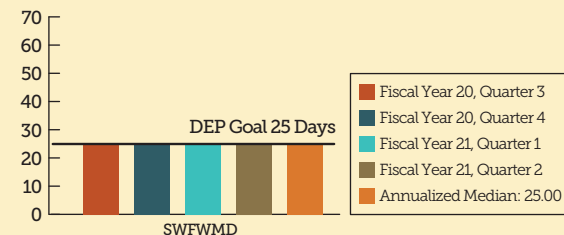
### Consumptive Use Permitting

\*Active Staff Processing Time, All Individually-Processed Permits



### Environmental Resource Permitting

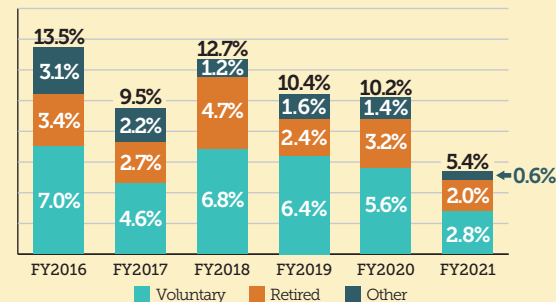
\*Active Staff Processing Time, All Individually-Processed Permits



\*Excludes time awaiting response from applicant, legal challenges, etc.

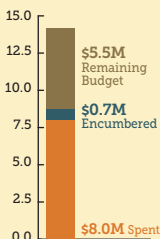
## EMPLOYEE & EXTERNAL RELATIONS

### Annual Percent Turnover

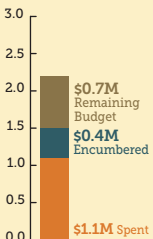


## FINANCIAL SUMMARY

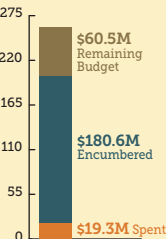
### Regulation Budget \$14.2M



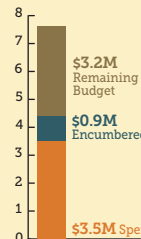
### General Counsel Budget \$2.2M



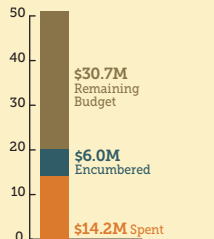
### Resource Management Budget \$260.4M



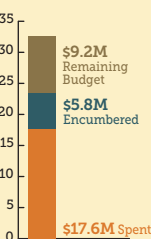
### Emp. & Ext. Relations Budget \$7.6M



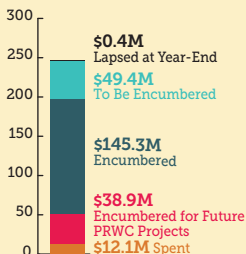
### Operations, Lands & Resource Monitoring Budget \$50.9M



### Management Services Budget \$32.6M



Total Number of Projects: 335  
Resource Management Project Budget: 246.1M



## MANAGEMENT SERVICES

### Monthly Fuel Cost

