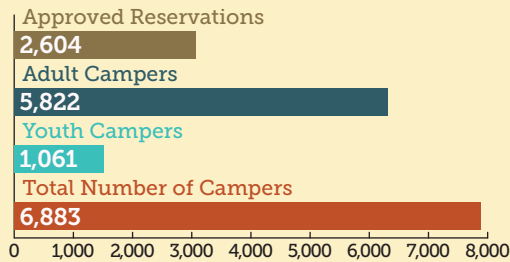


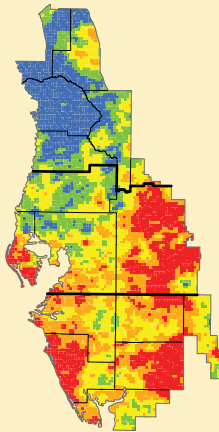
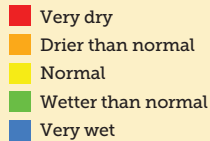
OPERATIONS, LANDS AND RESOURCE MONITORING

Camping Reservations
January 1 – March 31, 2022



RAINFALL DISTRIBUTION

Apr 2021 – Mar 2022



DATA COLLECTION

Hydrologic Data Quality Assurance Metric
Assessment of inherent good quality of raw hydrologic data measurements relative to need for correction

FY	Quarter	Total Measured Points
2022	2	3,546,538

Goal

Per Quarter, greater than 90% of measured points are good
Per Quarter, less than 5% are validated and
Per Quarter, less than 5% are missing

Good Data	Validated Data	Missing Data
98.7%	0.7%	0.6%

SOUTHWEST FLORIDA WATER MANAGEMENT DISTRICT

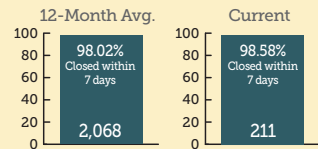
Monthly Dashboard March 2022



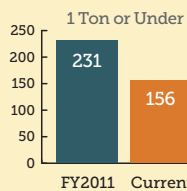
Days Without an At-Fault Accident: 56
Days Without a Lost-Time Injury: 876

MANAGEMENT SERVICES

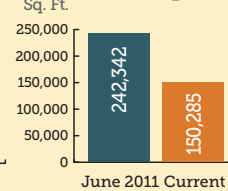
Public Records Requests



Fleet



Office Space



RESOURCE MANAGEMENT

Ongoing Watershed Management Plans (WMPs)
Tampa Bay Region

Hillsborough

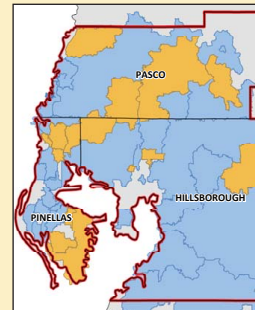
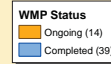
- Duck Pond
- Plant City
- Silver/Twin Lakes

Pasco

- Anclote East
- Cypress Creek
- East Pasco
- Hammock Creek

Pinellas

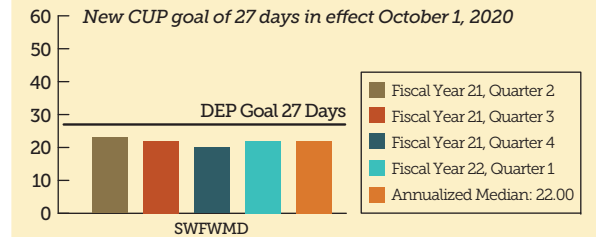
- Brooker Creek
- City of St. Pete
- Kenneth City
- Klosterman Bayou
- Lake Tarpon
- Roosevelt Creek
- South Creek



REGULATION

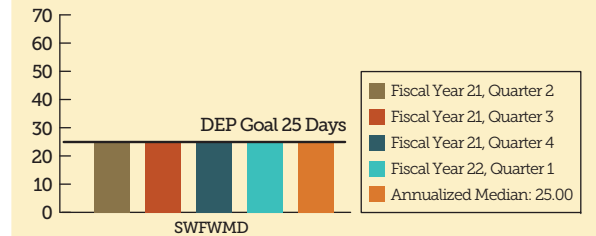
Consumptive Use Permitting

*Active Staff Processing Time, All Individually-Processed Permits



Environmental Resource Permitting

*Active Staff Processing Time, All Individually-Processed Permits

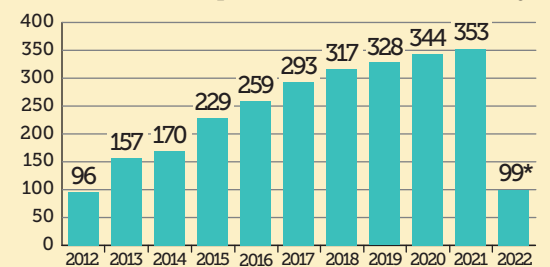


*Excludes time awaiting response from applicant, legal challenges, etc.

EMPLOYEE & EXTERNAL RELATIONS

Ombudsman

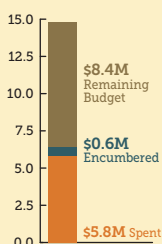
Number of Inquiries Received (Annually)



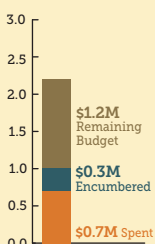
* As of 04/14/2022. Data based on a calendar year.

FINANCIAL SUMMARY

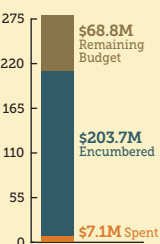
Regulation Budget \$14.8M



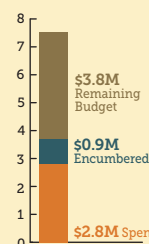
General Counsel Budget \$2.2M



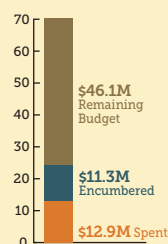
Resource Management Budget \$279.6M



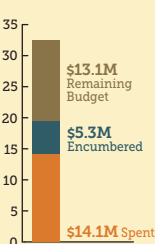
Emp. & Ext. Relations Budget \$7.5M



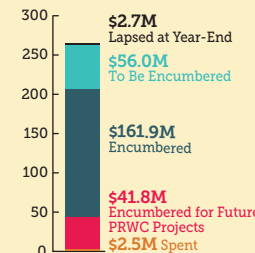
Operations, Lands & Resource Monitoring Budget \$70.3M



Management Services Budget \$32.5M



Total Number of Projects: 333
Resource Management Project Budget: \$264.9M



MANAGEMENT SERVICES

Payment Processing Time

