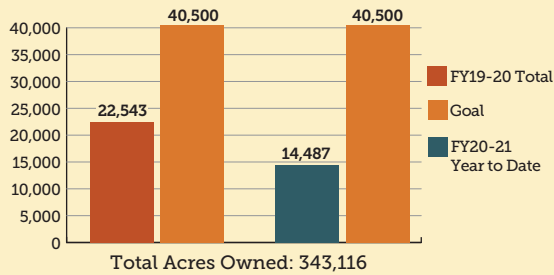


## OPERATIONS, LANDS AND RESOURCE MONITORING

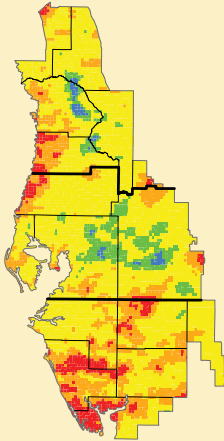
### Prescribed Fire Acres Burned



## RAINFALL DISTRIBUTION

### July 2020 – June 2021

- Very dry
- Drier than normal
- Normal
- Wetter than normal
- Very wet



## DATA COLLECTION

Hydrologic Data Quality Assurance Metric  
Assessment of inherent good quality of raw hydrologic data measurements relative to need for correction

FY	Quarter	Total Measured Points
2021	3	3,559,055

### Goal

Per Quarter, greater than 90% of measured points are good  
Per Quarter, less than 5% are validated and  
Per Quarter, less than 5% are missing

Good Data	Validated Data	Missing Data
98.9%	0.3%	0.8%

## SOUTHWEST FLORIDA WATER MANAGEMENT DISTRICT

# Monthly Dashboard

## June 2021

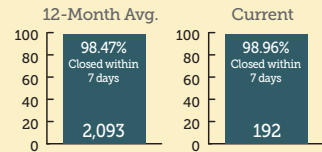


**\$369.5 million**  
(current budget)

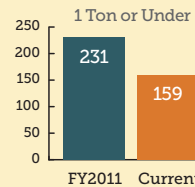
Days Without an At-Fault Accident: 70  
Days Without a Lost-Time Injury: 603

## MANAGEMENT SERVICES

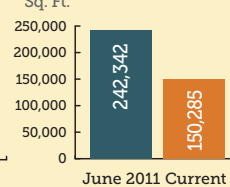
### Public Records Requests



### Fleet



### Office Space



## RESOURCE MANAGEMENT

### The Balm Boyette – Stallion Hammock Restoration



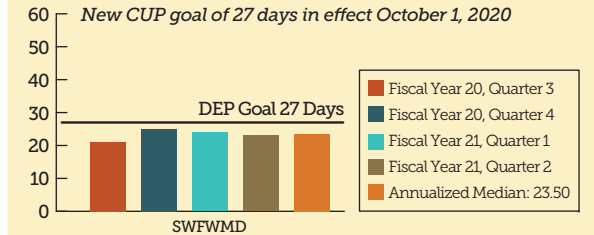
The Balm Boyette – Stallion Hammock Restoration project was recently completed in partnership with Hillsborough County and FDEP. The District used an innovative technique called hydraulic carving to restore a 1,500 ft stream and enhanced 82 acres of natural systems. Funding was provided by a grant from the FDEP. Hillsborough County provided land and long-term maintenance. In addition to restoring natural systems, the project provides water quality benefits to Tampa Bay, a SWIM priority water body.

Construction: \$1,931,931 (FDEP grant funding)

## REGULATION

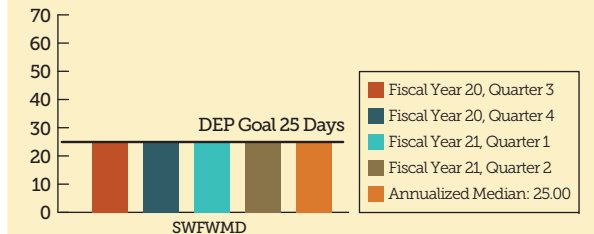
### Consumptive Use Permitting

\*Active Staff Processing Time, All Individually-Processed Permits



### Environmental Resource Permitting

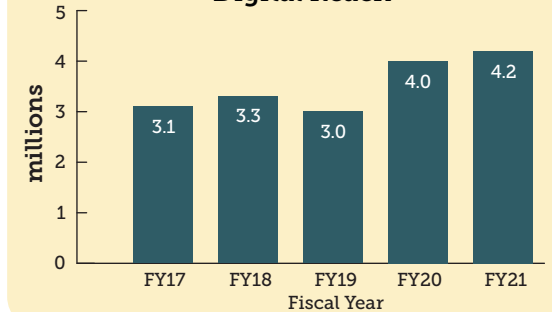
\*Active Staff Processing Time, All Individually-Processed Permits



\*Excludes time awaiting response from applicant, legal challenges, etc.

## EMPLOYEE & EXTERNAL RELATIONS

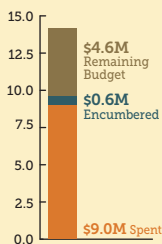
### Digital Reach



## FINANCIAL SUMMARY

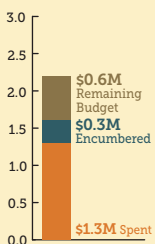
### Regulation

Budget \$14.2M



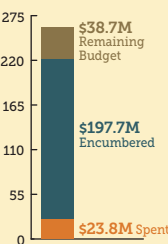
### General Counsel

Budget \$2.2M



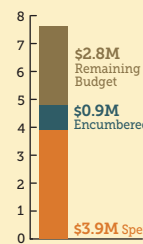
### Resource Management

Budget \$260.2M



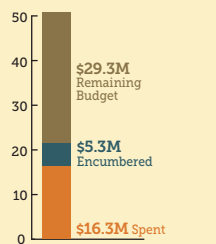
### Emp. & Ext. Relations

Budget \$7.6M



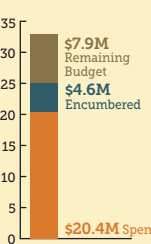
### Operations, Lands & Resource Monitoring

Budget \$50.9M

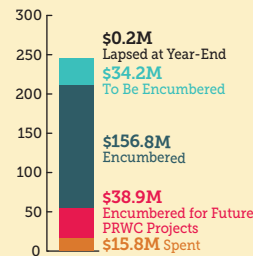


### Management Services

Budget \$32.9M



Total Number of Projects: 334  
Resource Management Project Budget: 245.9M



## MANAGEMENT SERVICES

### Total Return on Investments (Yield to Maturity at Cost)

