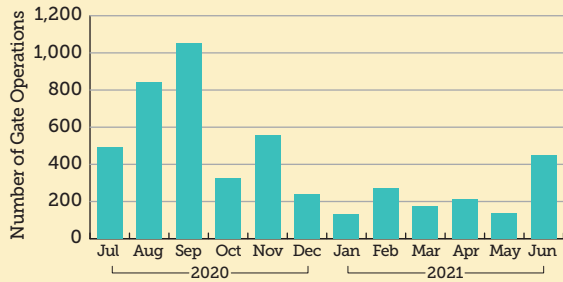


## OPERATIONS, LANDS AND RESOURCE MONITORING

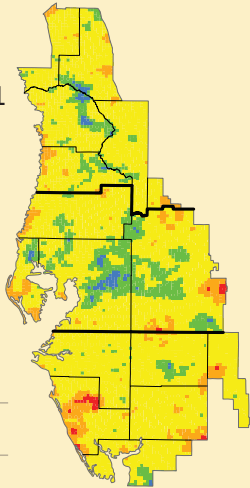
### Water Control Structure Gate Operations



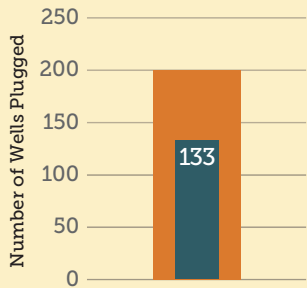
### RAINFALL DISTRIBUTION

August 2020 – July 2021

- Very dry
- Drier than normal
- Normal
- Wetter than normal
- Very wet



### QWIP Wells Plugged For Fiscal Year 2021



Geohydrologic Data Section Metrics

- FY21 Yearly Well Plugging Goal
- Number of Wells Plugged

## SOUTHWEST FLORIDA WATER MANAGEMENT DISTRICT

# Monthly Dashboard

## July 2021

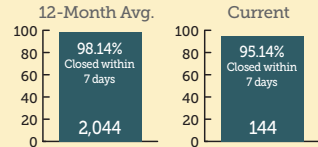


**\$369.5 million**  
(current budget)

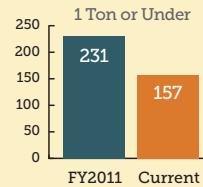
Days Without an At-Fault Accident: 43  
Days Without a Lost-Time Injury: 663

## MANAGEMENT SERVICES

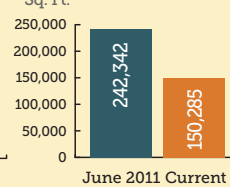
### Public Records Requests



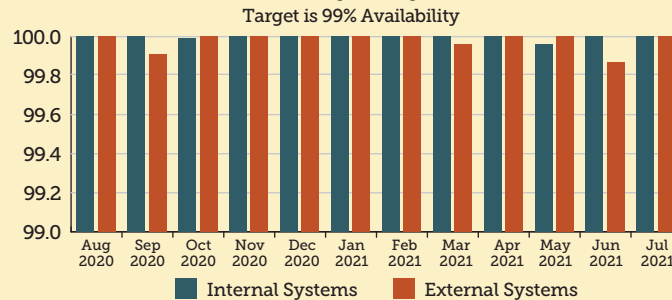
### Fleet



### Office Space



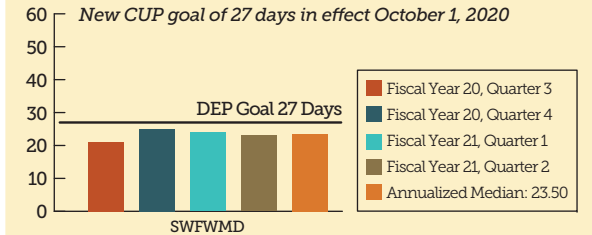
### Availability of Systems



## REGULATION

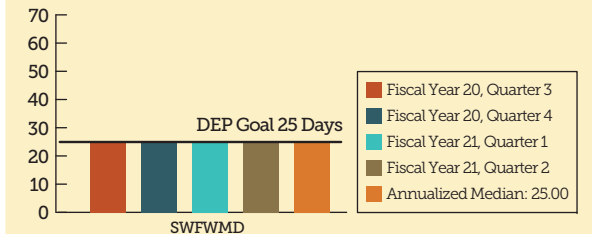
### Consumptive Use Permitting

\*Active Staff Processing Time, All Individually-Processed Permits



### Environmental Resource Permitting

\*Active Staff Processing Time, All Individually-Processed Permits

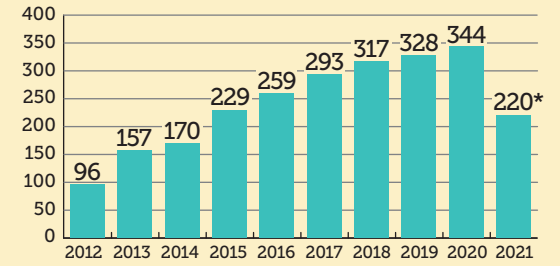


\*Excludes time awaiting response from applicant, legal challenges, etc.

## EMPLOYEE & EXTERNAL RELATIONS

### Ombudsman

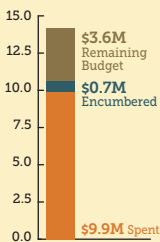
#### Number of Inquiries Received (Annually)



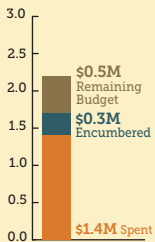
\* As of 07/23/2021. Data based on a calendar year.

## FINANCIAL SUMMARY

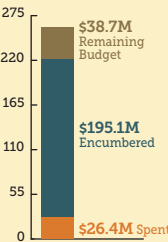
### Regulation Budget \$14.2M



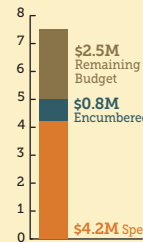
### General Counsel Budget \$2.2M



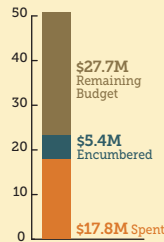
### Resource Management Budget \$260.2M



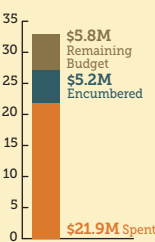
### Emp. & Ext. Relations Budget \$7.5M



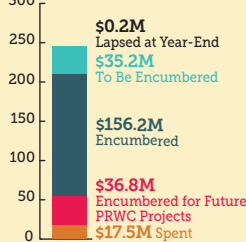
### Operations, Lands & Resource Monitoring Budget \$50.9M



### Management Services Budget \$32.9M

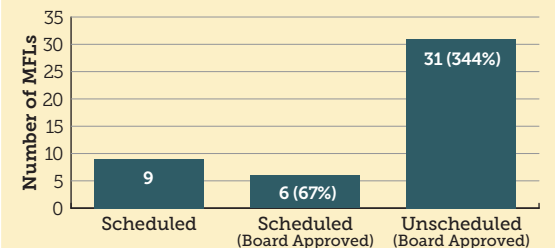


Total Number of Projects: 337  
Resource Management Project Budget: 245.9M



## RESOURCE MANAGEMENT

Scheduled (2020 MFLs Priority List and Schedule) and Unscheduled MFLs for 2020 and 2021. Approved by the Governing Board.



Percentage in parentheses based on the number of scheduled MFLs.