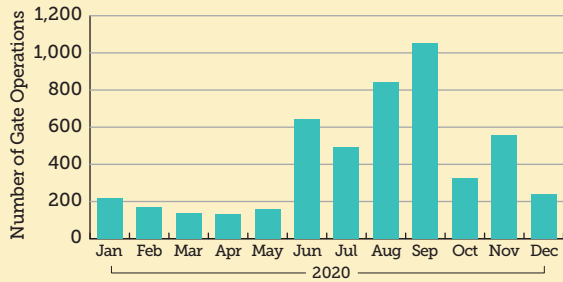


## OPERATIONS, LANDS AND RESOURCE MONITORING

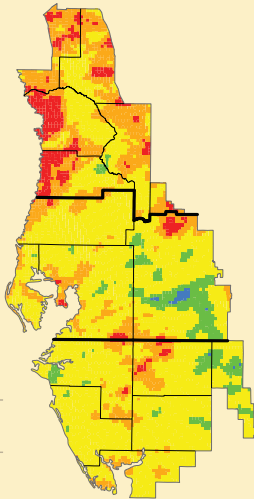
### Water Control Structure Gate Operations



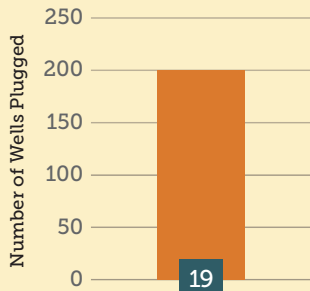
### RAINFALL DISTRIBUTION

Feb 2020 – Jan 2021

- Very dry
- Drier than normal
- Normal
- Wetter than normal
- Very wet



### QWIP Wells Plugged For Fiscal Year 2021



Geohydrologic Data Section Metrics

- FY21 Yearly Well Plugging Goal
- Number of Wells Plugged

## SOUTHWEST FLORIDA WATER MANAGEMENT DISTRICT

# Monthly Dashboard January 2021

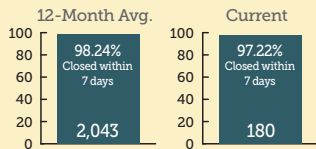


\$353.3 million (current budget)

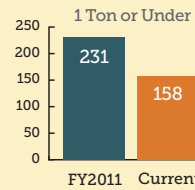
Days Without an At-Fault Accident: 171  
Days Without a Lost-Time Injury: 453

## MANAGEMENT SERVICES

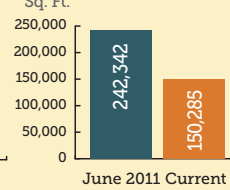
### Public Records Requests



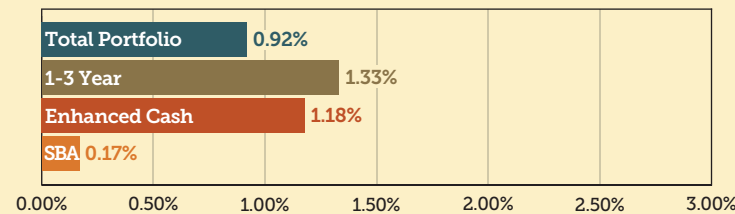
### Fleet



### Office Space



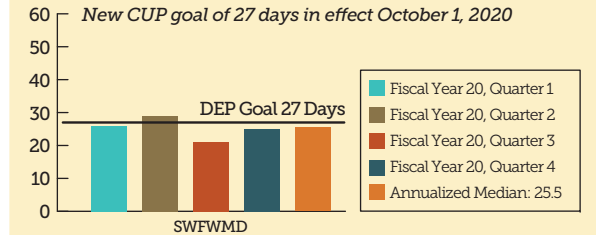
### Total Return on Investments (Yield to Maturity at Cost)



## REGULATION

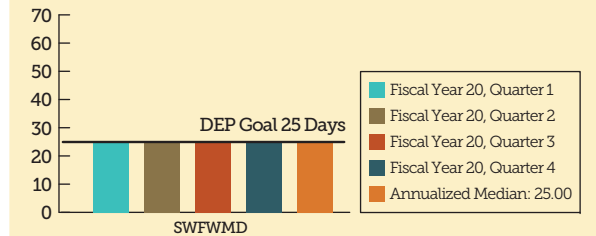
### Consumptive Use Permitting

\*Active Staff Processing Time, All Individually-Processed Permits



### Environmental Resource Permitting

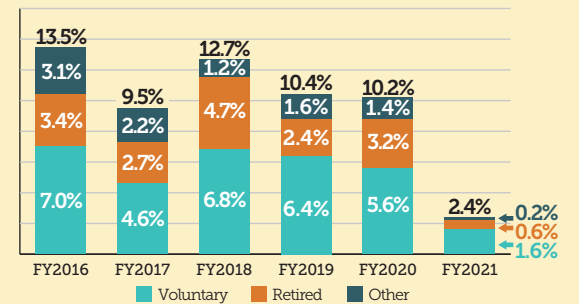
\*Active Staff Processing Time, All Individually-Processed Permits



\*Excludes time awaiting response from applicant, legal challenges, etc.

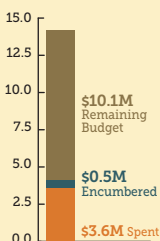
## EMPLOYEE & EXTERNAL RELATIONS

### Annual Percent Turnover

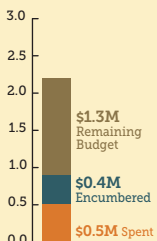


## FINANCIAL SUMMARY

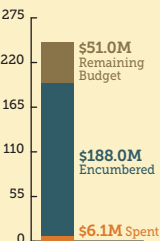
### Regulation Budget \$14.2M



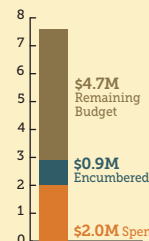
### General Counsel Budget \$2.2M



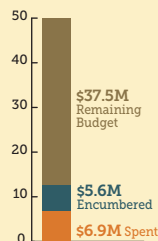
### Resource Management Budget \$245.1M



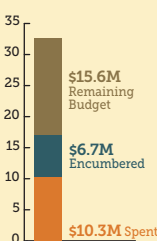
### Emp. & Ext. Relations Budget \$7.6M



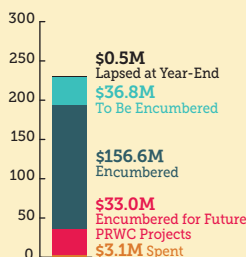
### Operations, Lands & Resource Monitoring Budget \$50.0M



### Management Services Budget \$32.6M



### Total Number of Projects: 331 Resource Management Project Budget: \$230.0M



## RESOURCE MANAGEMENT

### FARMS Projects by Fiscal Year 2003 through 2020 216 Board Approved Projects

