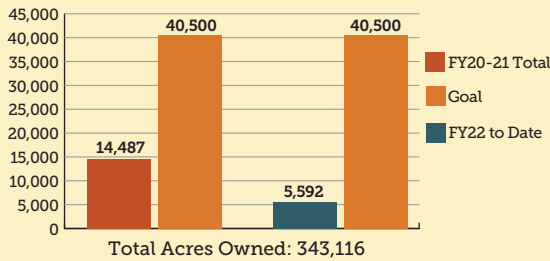
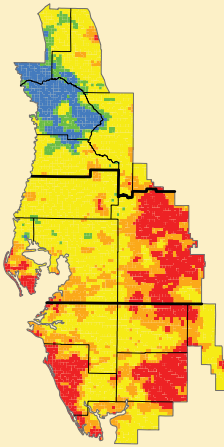
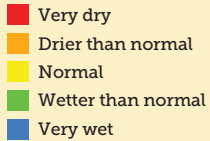


OPERATIONS, LANDS AND RESOURCE MONITORING

Prescribed Fire Acres Burned



RAINFALL DISTRIBUTION Jan 2021 – Dec 2021



DATA COLLECTION

Hydrologic Data Quality Assurance Metric
Assessment of inherent good quality of raw hydrologic data measurements relative to need for correction

FY	Quarter	Total Measured Points
2022	1	3,585,435


Goal

Per Quarter, greater than 90% of measured points are good
Per Quarter, less than 5% are validated and
Per Quarter, less than 5% are missing

Good Data	Validated Data	Missing Data
98.8%	0.7%	0.5%

SOUTHWEST FLORIDA WATER MANAGEMENT DISTRICT

Monthly Dashboard December 2021

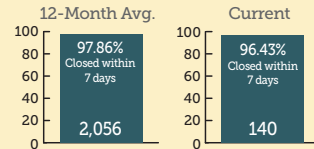


\$406.7 million
(current budget)

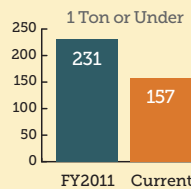
Days Without an At-Fault Accident: 94
Days Without a Lost-Time Injury: 786

MANAGEMENT SERVICES

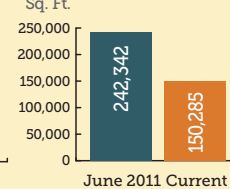
Public Records Requests



Fleet

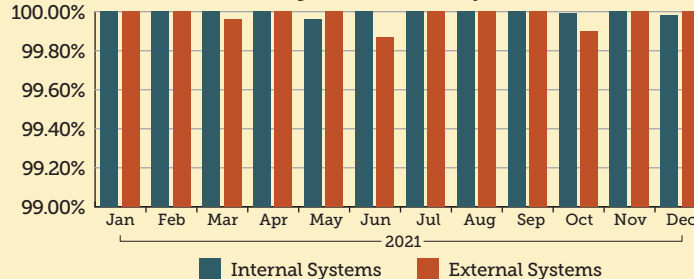


Office Space



Availability of Systems

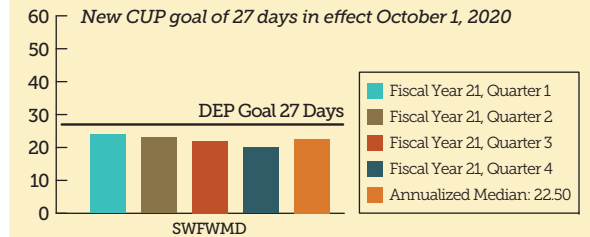
Target is 99% Availability



REGULATION

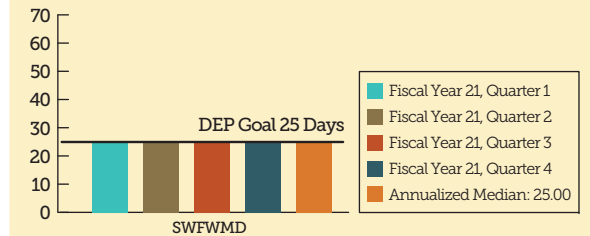
Consumptive Use Permitting

*Active Staff Processing Time, All Individually-Processed Permits



Environmental Resource Permitting

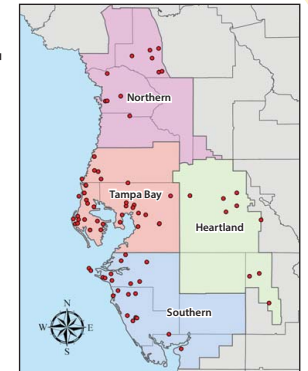

*Active Staff Processing Time, All Individually-Processed Permits



*Excludes time awaiting response from applicant, legal challenges, etc.

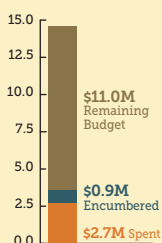
RESOURCE MANAGEMENT

FY2023 CFI Applications District Wide

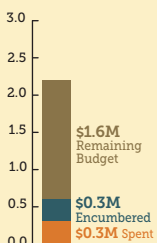


FINANCIAL SUMMARY

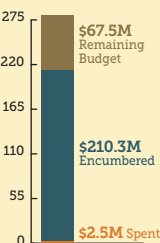
Regulation Budget \$14.6M



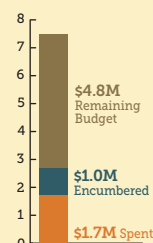
General Counsel Budget \$2.2M



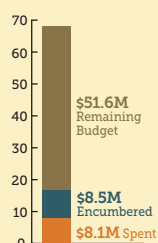
Resource Management Budget \$280.3M



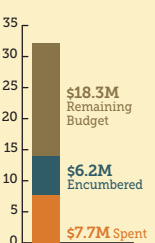
Emp. & Ext. Relations Budget \$7.5M



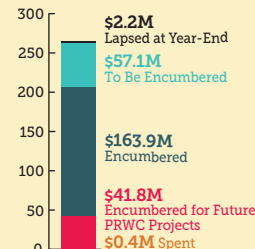
Operations, Lands & Resource Monitoring Budget \$68.2M



Management Services Budget \$32.2M



Total Number of Projects: 325
Resource Management Project Budget: \$265.4M



EMPLOYEE & EXTERNAL RELATIONS

Social Media – Twitter

