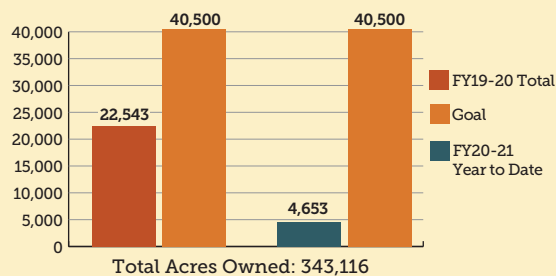


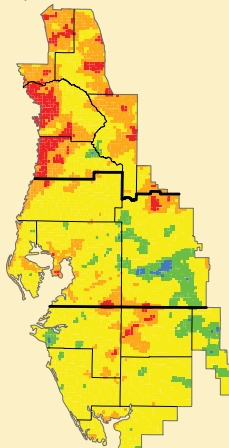
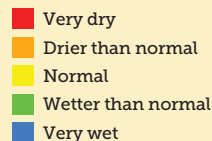
OPERATIONS, LANDS AND RESOURCE MONITORING

Prescribed Fire Acres Burned



RAINFALL DISTRIBUTION

Jan 2020 – Dec 2020



DATA COLLECTION

Hydrologic Data Quality Assurance Metric
Assessment of inherent good quality of raw hydrologic data measurements relative to need for correction

FY	Quarter	Total Measured Points
2021	1	3,517,657

Goal

Per Quarter, greater than 90% of measured points are good
Per Quarter, less than 5% are validated and
Per Quarter, less than 5% are missing

Good Data	Validated Data	Missing Data
99.2%	0.2%	0.6%

SOUTHWEST FLORIDA WATER MANAGEMENT DISTRICT

Monthly Dashboard December 2020

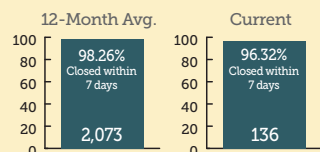


\$353.3 million
(current budget)

Days Without an At-Fault Accident: 140
Days Without a Lost-Time Injury: 422

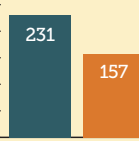
MANAGEMENT SERVICES

Public Records Requests



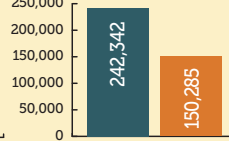
Fleet

1 Ton or Under



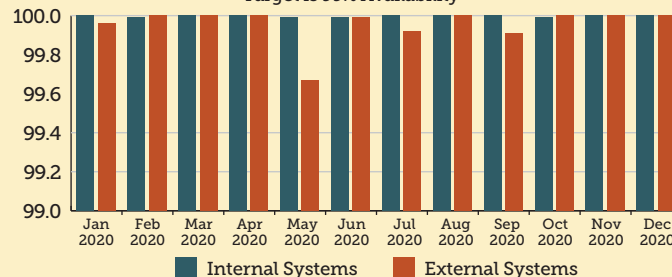
Office Space

Sq. Ft.



Availability of Systems

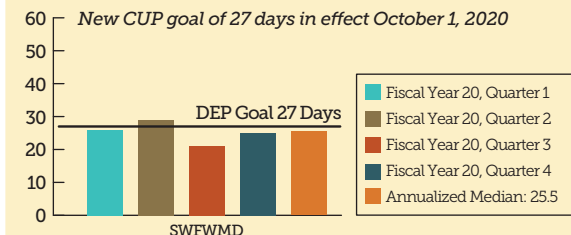
Target is 99% Availability



REGULATION

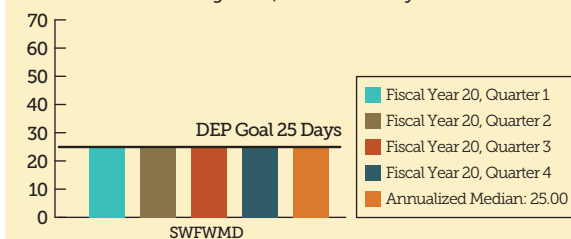
Consumptive Use Permitting

*Active Staff Processing Time, All Individually-Processed Permits



Environmental Resource Permitting

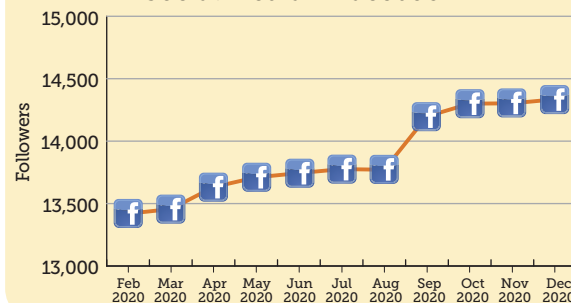
*Active Staff Processing Time, All Individually-Processed Permits



*Excludes time awaiting response from applicant, legal challenges, etc.

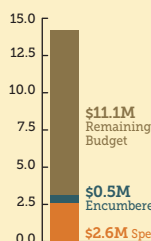
EMPLOYEE & EXTERNAL RELATIONS

Social Media – Facebook

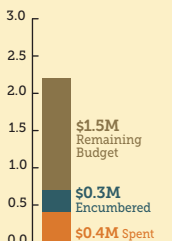


FINANCIAL SUMMARY

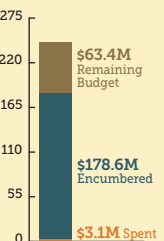
Regulation Budget \$14.2M



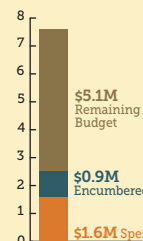
General Counsel Budget \$2.2M



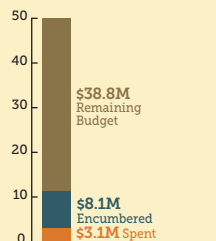
Resource Management Budget \$245.1M



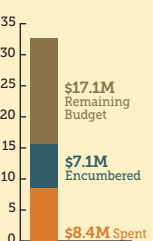
Emp. & Ext. Relations Budget \$7.6M



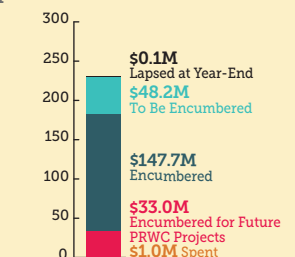
Operations, Lands & Resource Monitoring Budget \$50.0M



Management Services Budget \$32.6M



Total Number of Projects: 327 Resource Management Project Budget: \$230.0M



RESOURCE MANAGEMENT

FY2022 CFI Applications District Wide

● FY22 Projects
Planning Region
Heartland
Northern
Southern
Tampa Bay

