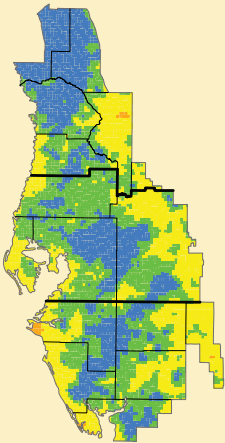
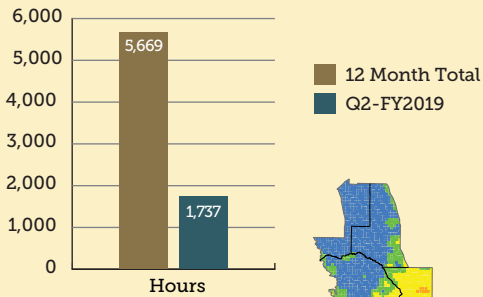


OPERATIONS, LANDS AND RESOURCE MONITORING

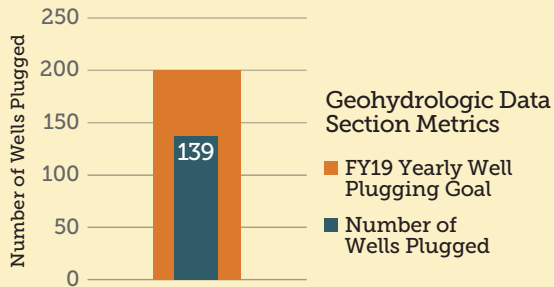
Volunteer Hours



RAINFALL DISTRIBUTION May 2018 – Apr 2019

- Very dry
- Drier than normal
- Normal
- Wetter than normal
- Very wet

QWIP Wells Plugged For Fiscal Year 2019



SOUTHWEST FLORIDA WATER MANAGEMENT DISTRICT

Monthly Dashboard April 2019

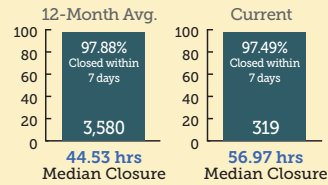


\$362.9 million
(current budget)

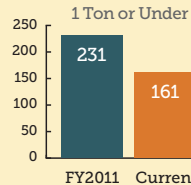
Days Without an At-Fault Accident 98
Days Without a Lost-Time Injury 881

MANAGEMENT SERVICES

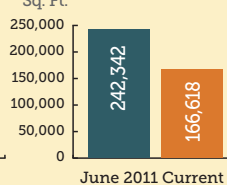
Public Records Requests



Fleet

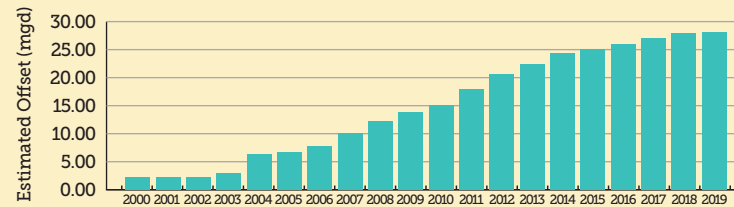


Office Space



RESOURCE MANAGEMENT

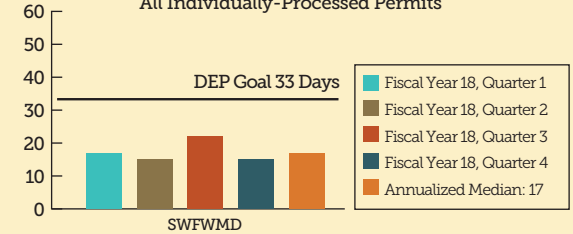
FARMS Cumulative Estimated Offset (mgd)



REGULATION

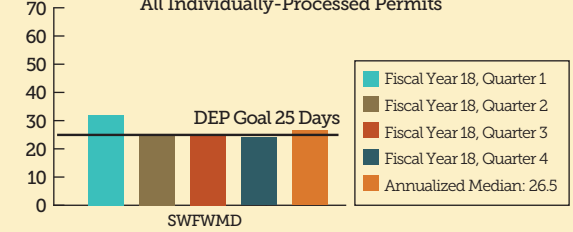
Consumptive Use Permitting

*Active Staff Processing Time,
All Individually-Processed Permits



Environmental Resource Permitting

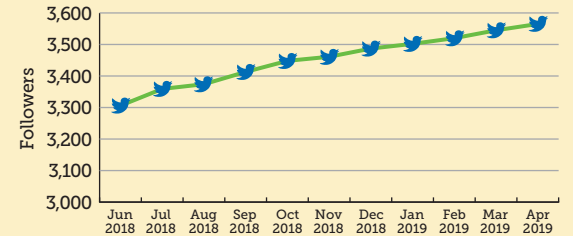
*Active Staff Processing Time,
All Individually-Processed Permits



*Excludes time awaiting response from applicant, legal challenges, etc.

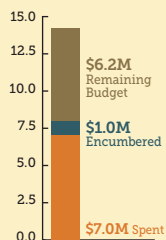
EXTERNAL & EMPLOYEE RELATIONS

Social Media

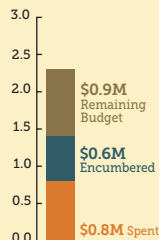


FINANCIAL SUMMARY

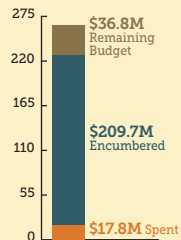
Regulation Budget \$14.2M



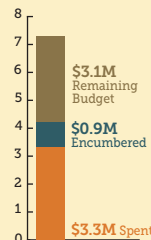
General Counsel Budget \$2.3M



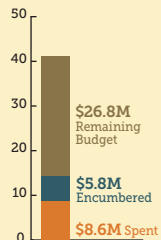
Resource Management Budget \$264.3M



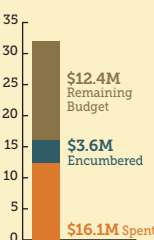
Emp. & Ext. Relations Budget \$7.3M



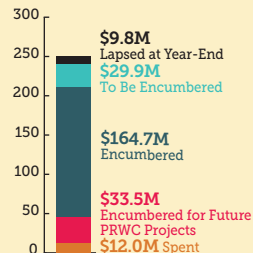
Operations, Lands & Resource Monitoring Budget \$41.2M



Management Services Budget \$32.1M

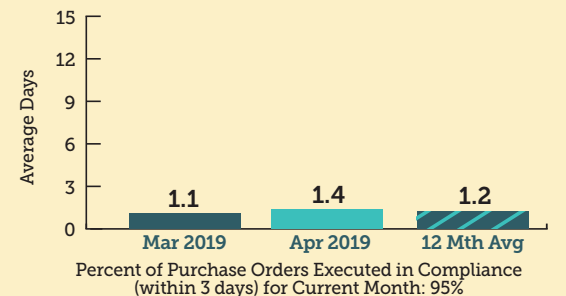


Total Number of Projects: 373 Resource Management Project Budget: \$249.9M



FINANCE

Purchase Orders (Received to Execution)



Percent of Purchase Orders Executed in Compliance (within 3 days) for Current Month: 95%