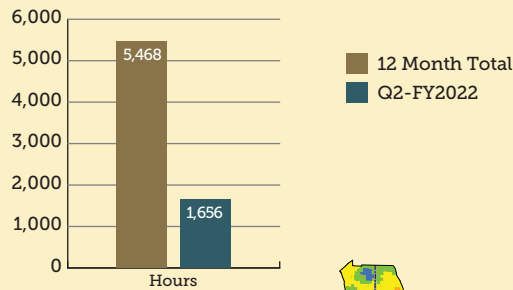


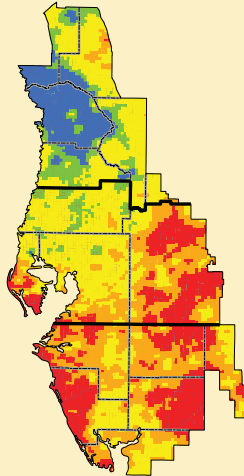
## OPERATIONS, LANDS AND RESOURCE MONITORING

### Volunteer Hours

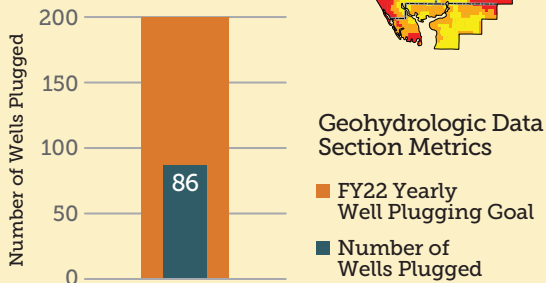


### RAINFALL DISTRIBUTION May 2021 – Apr 2022

- Very dry
- Drier than normal
- Normal
- Wetter than normal
- Very wet



### QWIP Wells Plugged For Fiscal Year 2022



### Geohydrologic Data Section Metrics

- FY22 Yearly Well Plugging Goal
- Number of Wells Plugged

## SOUTHWEST FLORIDA WATER MANAGEMENT DISTRICT

### Monthly Dashboard April 2022

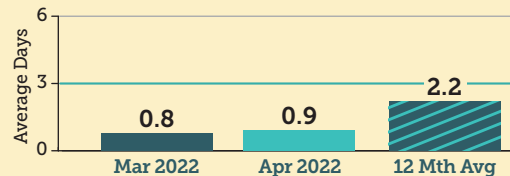


\$412.7 million  
(current budget)

Days Without an At-Fault Accident: 86  
Days Without a Lost-Time Injury: 906

## BUSINESS & IT SERVICES

### Purchase Orders (Received to Execution)



Percent of Purchase Orders Executed in Compliance (within 3 days) for Current Month: 100%

## RESOURCE MANAGEMENT

### Braden River Utilities – Nutrient Reduction Pilot Project (N711)

Construction of an 11.4 million gallon reclaimed water storage pond, pump station and 30,200 feet of reclaimed water mains that will enable the supply of 1.0 million gallons per a day of beneficial reuse within the Most Impacted Area of the Southern Water Use Caution Area. Also included is the construction of an innovative sub-surface nutrient reduction and recharge (SDR) pilot project. Construction is complete and cycle testing is ongoing.

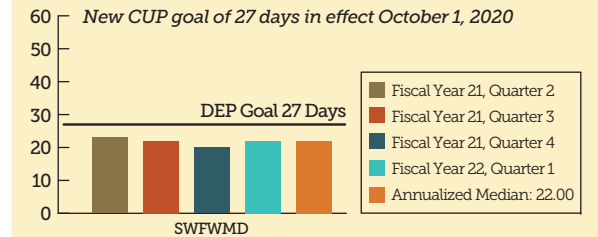


Total Project Cost	\$4,300,000
District Cost	\$1,998,985
Braden River Utilities Cost	\$2,301,015

## REGULATION

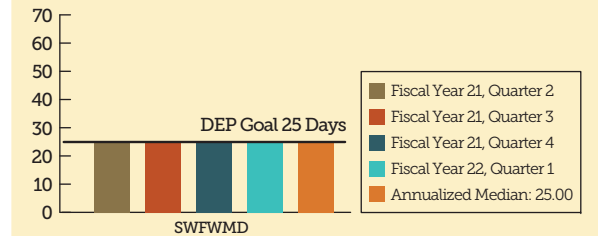
### Consumptive Use Permitting

\*Active Staff Processing Time, All Individually-Processed Permits



### Environmental Resource Permitting

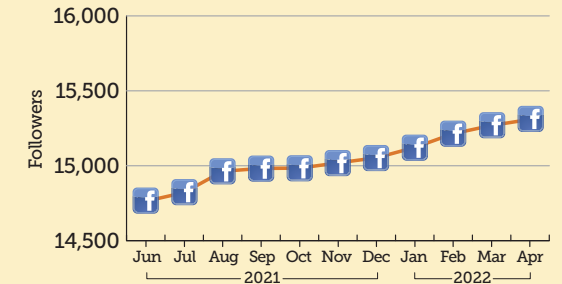
\*Active Staff Processing Time, All Individually-Processed Permits



\*Excludes time awaiting response from applicant, legal challenges, etc.

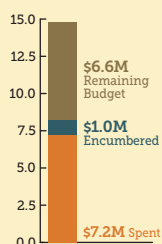
## EMPLOYEE, OUTREACH & GENERAL SERVICES

### Social Media – Facebook

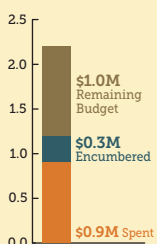


## FINANCIAL SUMMARY

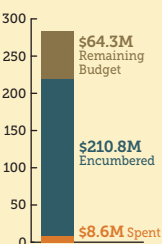
### Regulation Budget \$14.8M



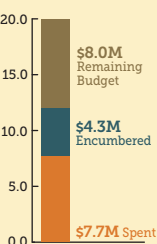
### General Counsel Budget \$2.2M



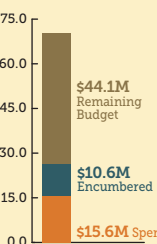
### Resource Management Budget \$283.7M



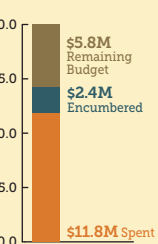
### Employee, Outreach & General Services Budget \$20.0M



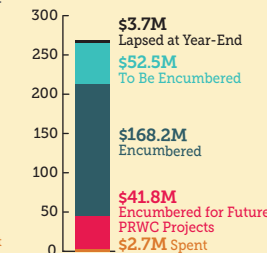
### Operations, Lands & Resource Monitoring Budget \$70.3M




### Business & IT Services Budget \$20.0M



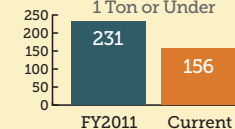
Total Number of Projects: 333  
Resource Management Project Budget: \$268.9M



### Public Records Requests



### Fleet



### Office Space

