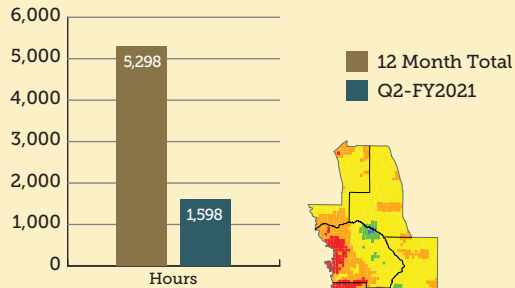


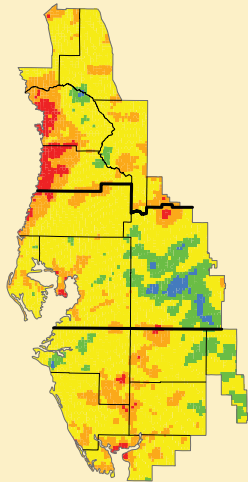
OPERATIONS, LANDS AND RESOURCE MONITORING

Volunteer Hours

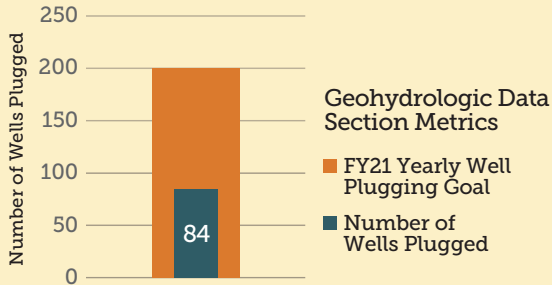


RAINFALL DISTRIBUTION May 2020 – Apr 2021

- Very dry
- Drier than normal
- Normal
- Wetter than normal
- Very wet



QWIP Wells Plugged For Fiscal Year 2021



SOUTHWEST FLORIDA WATER MANAGEMENT DISTRICT

Monthly Dashboard April 2021

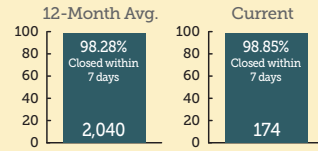


\$369.5 million
(current budget)

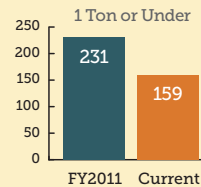
Days Without an At-Fault Accident: 9
Days Without a Lost-Time Injury: 542

MANAGEMENT SERVICES

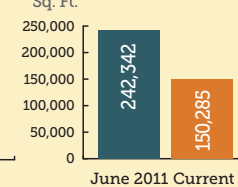
Public Records Requests



Fleet




Office Space



RESOURCE MANAGEMENT

Bradenton Surface Water ASR (N435)

Development of an aquifer storage and recharge (ASR) system to help meet current and future potable water needs by storing surplus water from the Evers Reservoir. Pioneered use of a degasification tower to help control arsenic mobilization. Construction is complete, and cycle testing is underway.



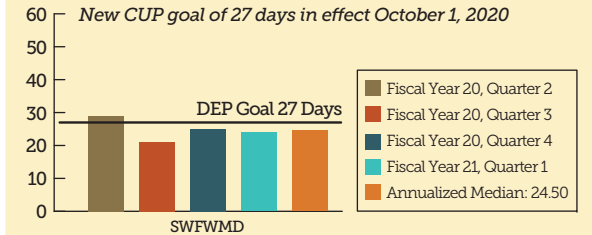
Total Project Cost:	\$4,700,000
District Cost:	\$2,350,000
City of Bradenton Cost:	\$2,350,000
District Expenditures to Date:	\$2,216,083*

(*based on reimbursements through April 2021)

REGULATION

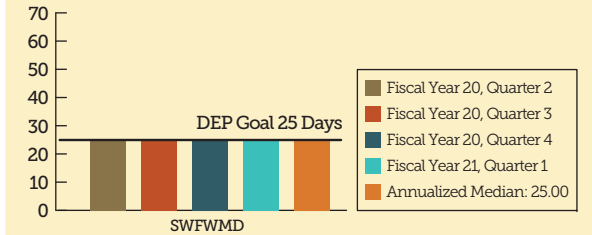
Consumptive Use Permitting

*Active Staff Processing Time, All Individually-Processed Permits



Environmental Resource Permitting

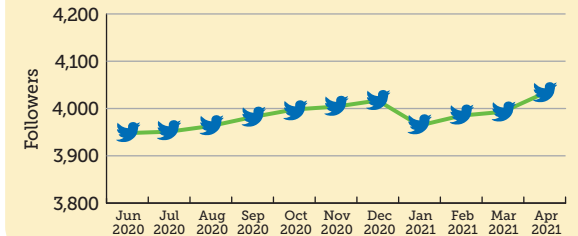
*Active Staff Processing Time, All Individually-Processed Permits



*Excludes time awaiting response from applicant, legal challenges, etc.

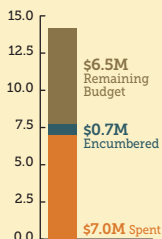
EMPLOYEE & EXTERNAL RELATIONS

Social Media – Twitter

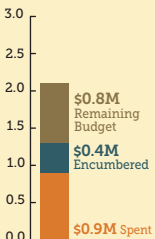


FINANCIAL SUMMARY

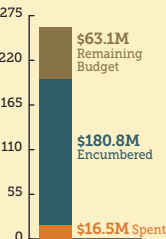
Regulation Budget \$14.2M



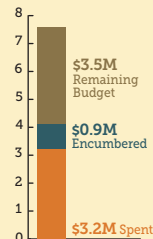
General Counsel Budget \$2.1M



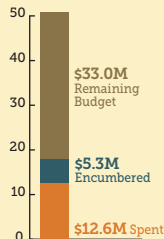
Resource Management Budget \$260.4M



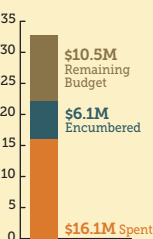
Emp. & Ext. Relations Budget \$7.6M



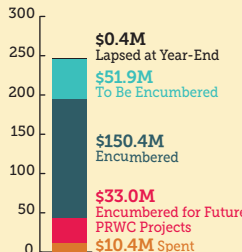
Operations, Lands & Resource Monitoring Budget \$50.9M



Management Services Budget \$32.7M

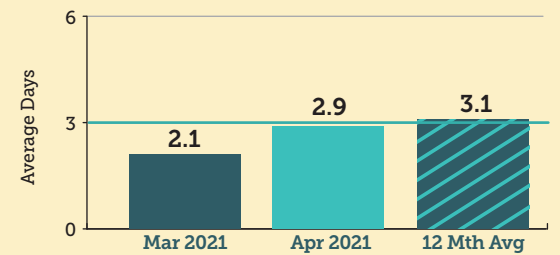


Total Number of Projects: 333
Resource Management Project Budget: 246.1M



FINANCE

Purchase Orders (Received to Execution)



Percent of Purchase Orders Executed in Compliance (within 3 days) for Current Month: 83%