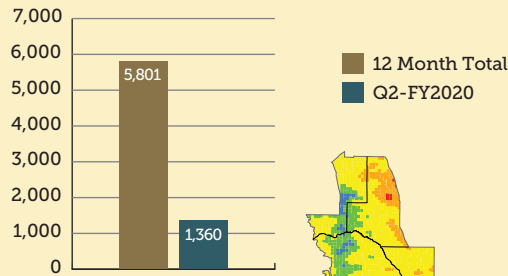
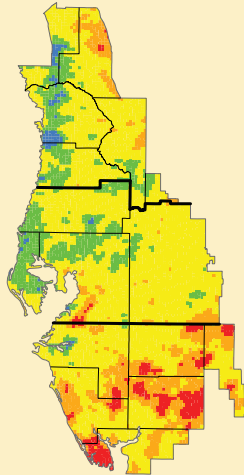
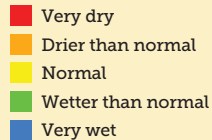


OPERATIONS, LANDS AND RESOURCE MONITORING

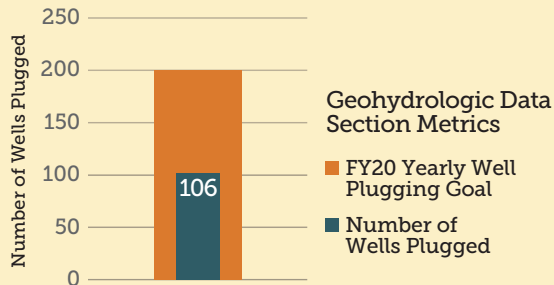
Volunteer Hours



RAINFALL DISTRIBUTION May 2019 – Apr 2020



QWIP Wells Plugged For Fiscal Year 2020



SOUTHWEST FLORIDA WATER MANAGEMENT DISTRICT

Monthly Dashboard April 2020

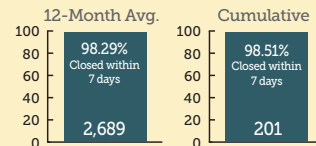


\$365.1 million
(current budget)

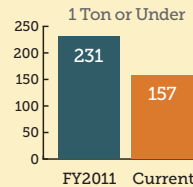
Days Without an At-Fault Accident: 150
Days Without a Lost-Time Injury: 177

MANAGEMENT SERVICES

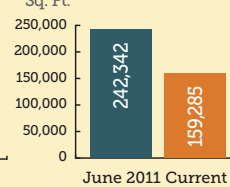
Public Records Requests



Fleet

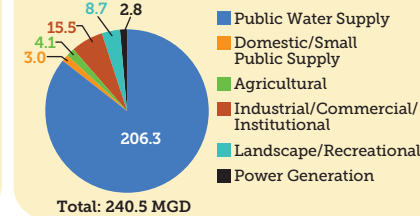


Office Space

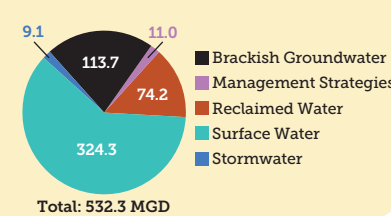


RESOURCE MANAGEMENT

CFWI 2015-2040 Growth in Water Demand (mgd)



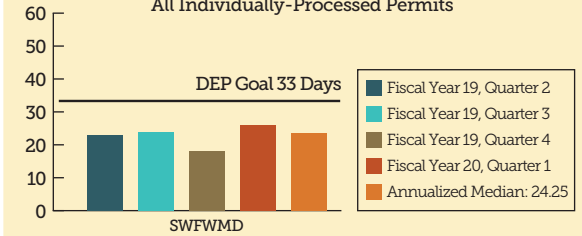
CFWI Water Supply Project Options (mgd)



REGULATION

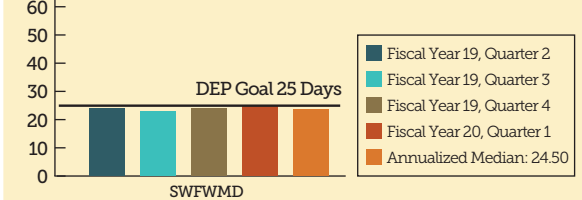
Consumptive Use Permitting

*Active Staff Processing Time,
All Individually-Processed Permits



Environmental Resource Permitting

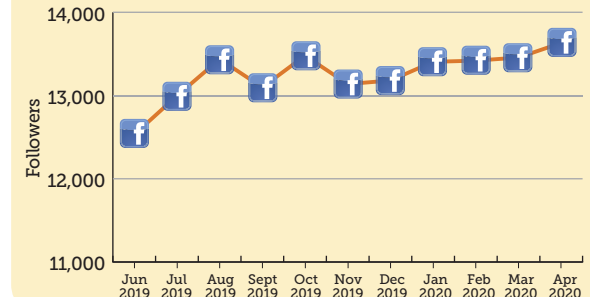
*Active Staff Processing Time,
All Individually-Processed Permits



*Excludes time awaiting response from applicant, legal challenges, etc.

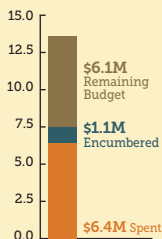
EMPLOYEE & EXTERNAL RELATIONS

Social Media – Facebook

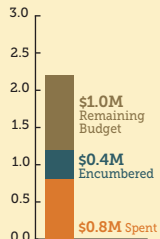


FINANCIAL SUMMARY

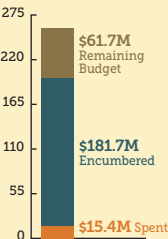
Regulation Budget \$13.6M



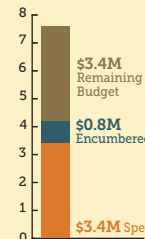
General Counsel Budget \$2.2M



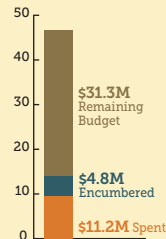
Resource Management Budget \$258.8M



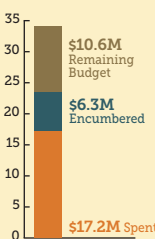
Emp. & Ext. Relations Budget \$7.6M



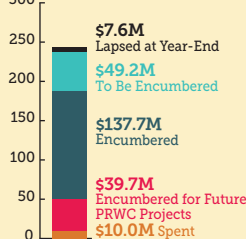
Operations, Lands & Resource Monitoring Budget \$47.3M



Management Services Budget \$34.1M

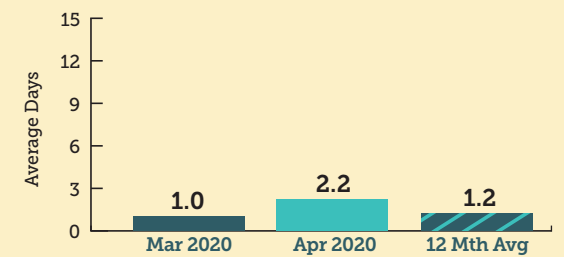


Total Number of Projects: 343 Resource Management Project Budget: \$244.2M



FINANCE

Purchase Orders (Received to Execution)



Percent of Purchase Orders Executed in Compliance (within 3 days) for Current Month: 79%