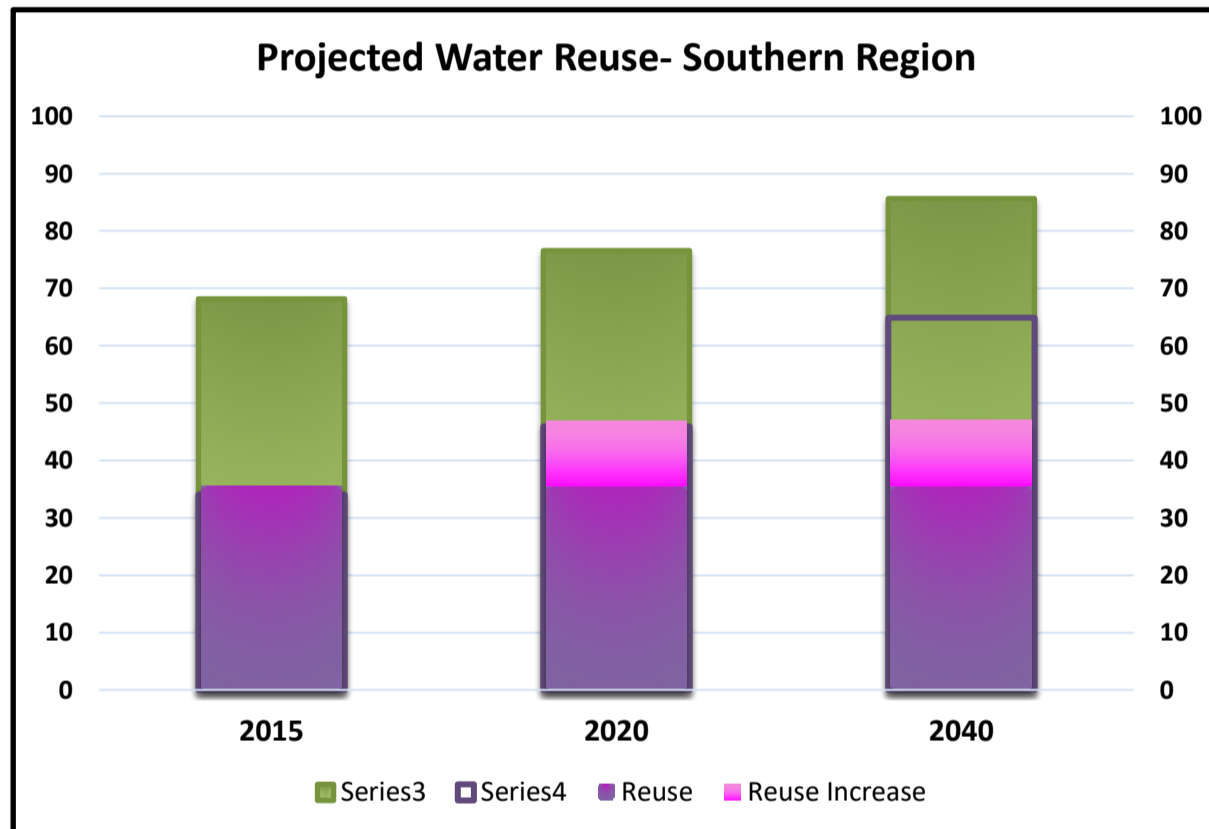


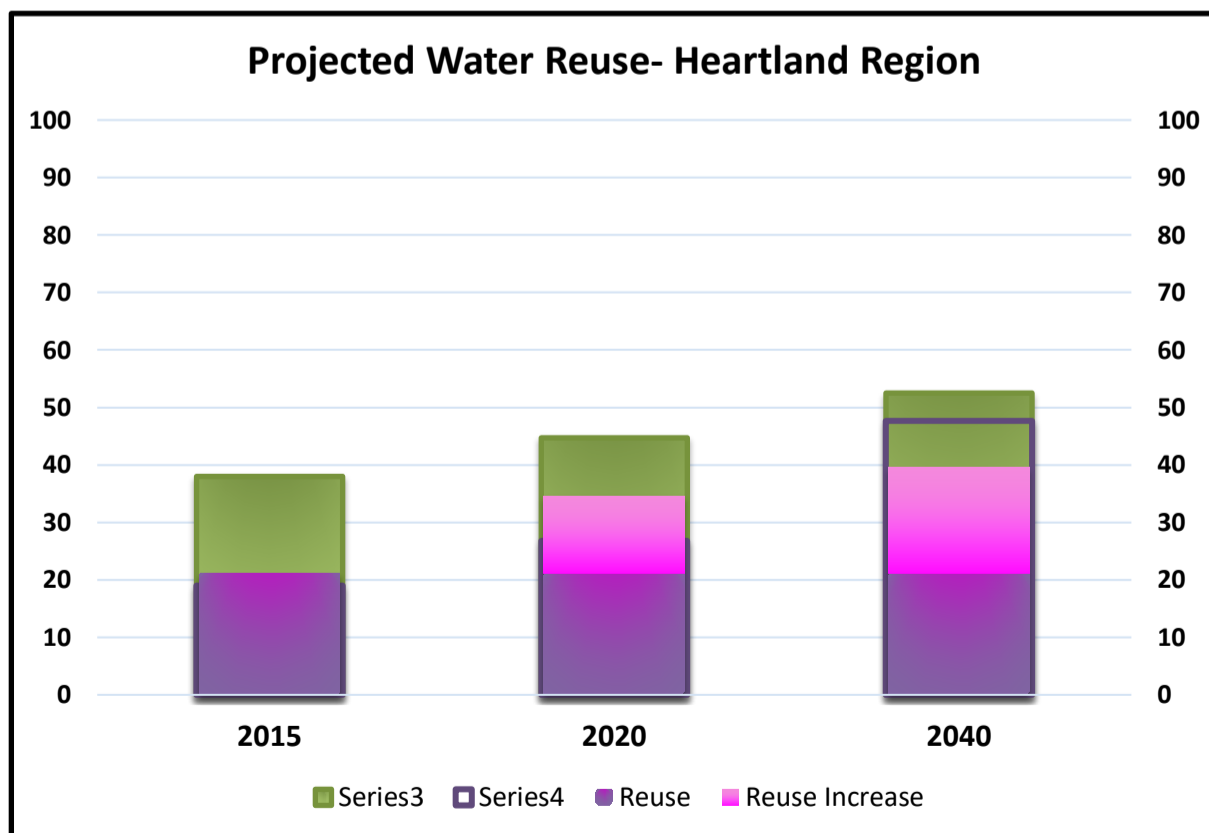
DISTRICT-WIDE Reuse goals

| | 2015 | 2020 | 2040 |
|-----------------|-------|-------|-------|
| WWTP Flows | 373.7 | 415.0 | 459.5 |
| Reuse | 158.3 | 158.3 | 158.3 |
| Reuse Increase | 0.0 | 43.1 | 48.8 |
| Projected Reuse | 158.3 | 201.4 | 207.1 |
| Reuse Goal | 186.8 | 249.0 | 353.6 |
| Utilization | 42% | 49% | 45% |



Southern Reuse goals

| | 2015 | 2020 | 2040 |
|-----------------|------|------|------|
| WWTP Flows | 68.2 | 76.6 | 85.7 |
| Reuse | 35.5 | 35.5 | 35.5 |
| Reuse Increase | 0.0 | 11.4 | 11.4 |
| Projected Reuse | 35.5 | 46.9 | 47.0 |
| Reuse Goal | 34.1 | 46.0 | 64.9 |
| Utilization | 52% | 61% | 55% |



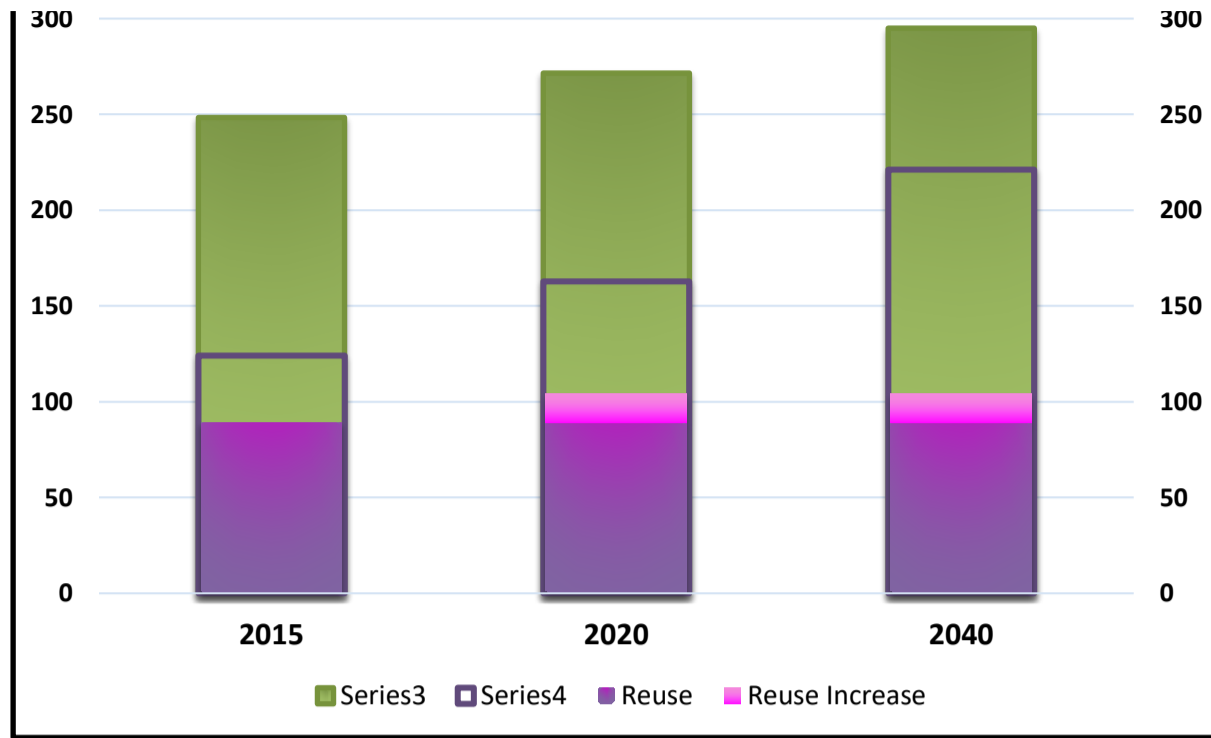
Heartland Reuse goals

| | 2015 | 2020 | 2040 |
|-----------------|------|------|------|
| WWTP Flows | 38.0 | 44.7 | 52.5 |
| Reuse | 21.1 | 21.1 | 21.1 |
| Reuse Increase | 0.0 | 13.4 | 18.4 |
| Projected Reuse | 21.1 | 34.6 | 39.5 |
| Reuse Goal | 19.0 | 26.8 | 47.7 |
| Utilization | 56% | 77% | 75% |

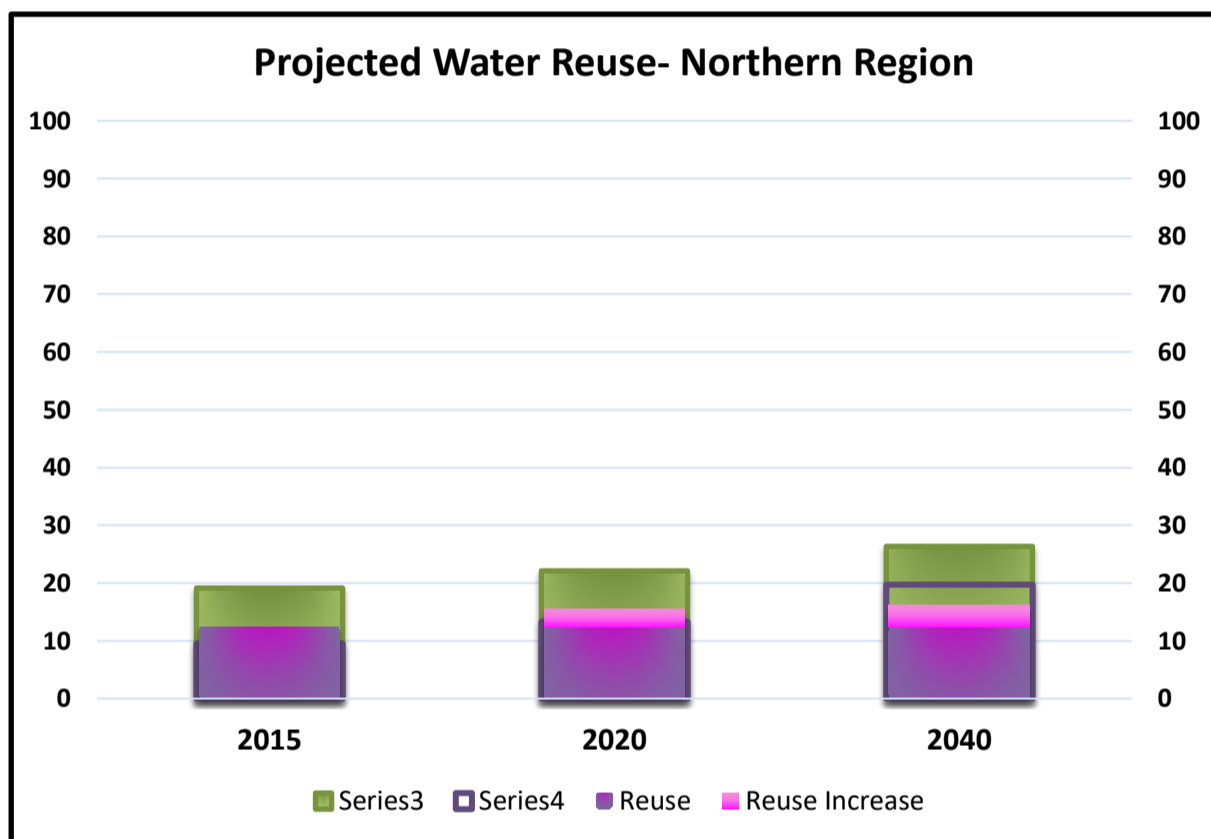
Projected Water Reuse- Tampa Bay Region

Tampa Bay Reuse goals

| | 2015 | 2020 | 2040 |
|------------|-------|-------|-------|
| WWTP Flows | 248.4 | 271.6 | 295.0 |



| | | | |
|-----------------|-------|-------|-------|
| Reuse | 89.3 | 89.3 | 89.3 |
| Reuse Increase | 0.0 | 15.1 | 15.1 |
| Projected Reuse | 89.3 | 104.4 | 104.4 |
| Reuse Goal | 124.2 | 162.9 | 221.3 |
| Utilization | 36% | 38% | 35% |



Northern Reuse goals

| | 2015 | 2020 | 2040 |
|-----------------|------|------|------|
| WWTP Flows | 19.1 | 22.1 | 26.3 |
| Reuse | 12.3 | 12.3 | 12.3 |
| Reuse Increase | 0.0 | 3.3 | 3.9 |
| Projected Reuse | 12.3 | 15.6 | 16.2 |
| Reuse Goal | 9.6 | 13.3 | 19.8 |
| Utilization | 64% | 71% | 62% |

| Domestic Wastewater Facility Name DRAFT 2015-2040 8-6-2019 | County | WAFR ID | WUCA | Planning Region | 2015-2025 WWTFF Flow | 2015-2025 WWTFF Flow | 2015 Offset | 2015-2025 Septic Served Population Increase | 2015-2025 Sewered Population Increase | 2015-2025 Wastewater Increase (mgd) | 2015-2025 Wastewater Increase (Septic-Sewer) (mgd) | 2015-2025 Wastewater Decrease (Conservation and I&I Reduction) (mgd) | Estimated 2025 WWTFF Flow | Planned to 2025 Reuse Increase | 2015-2025 Additional Reuse Expansion | 2025 Projection | 2025 Reuse Goal- 60% | 2015-2025 Reuse Development Required to Achieve 60% | 2015-2040 Septic Served Population Increase | 2015-2040 Sewered Population Increase | 2015-2040 Wastewater Increase | 2015-2040 Wastewater Increase (Septic-Sewer) (mgd) | 2015-2040 Wastewater Decrease (Conservation and I&I Reduction) (mgd) | Estimated 2040 WWTFF Flow | Planned to 2040 Reuse Increase | 2015-2040 Additional Reuse Expansion | 2040 Projection | 2040 Reuse Goal -75% | 2015-2040 Reuse Development Required to Achieve 75% | 2040 Reuse Offset-75% | Post-2015 Reuse Potential at 75% (unless otherwise specified) | Post-2015 Reuse Offset Potential at 75% (unless otherwise specified) | Notes | | |
|---|----------|-----------|------|-----------------|----------------------|----------------------|-------------|---|---------------------------------------|-------------------------------------|--|--|---------------------------|--------------------------------|--------------------------------------|-----------------|----------------------|---|---|---------------------------------------|-------------------------------|--|--|---------------------------|--------------------------------|--------------------------------------|-----------------|----------------------|---|-----------------------|---|--|---------------------|--|--|
| Williston, City of | LEVY | FLA012612 | N/A | Northern | 0.20 | 0.00 | | | 146 | 0.01 | 0.00 | 0.00 | 0.21 | 0.00 | 0.00 | 0.00 | 0.13 | 0.13 | 319 | 319 | 0.02 | 0.00 | 0.00 | 0.23 | 0.00 | 0.00 | 0.00 | 0.17 | 0.17 | 0.17 | 0.17 | 0.13 | | | |
| Levy County Total | 1 | | | | 0.20 | 0.00 | 0.00 | 375 | 146 | 0.01 | 0.00 | 0.00 | 0.21 | 0.00 | 0.00 | 0.00 | 0.13 | 0.13 | 735 | 319 | 0.02 | 0.00 | 0.00 | 0.23 | 0.00 | 0.00 | 0.00 | 0.17 | 0.17 | 0.13 | 0.13 | | | | |
| Walden Woods WWTFF (Decom., flows to Sugarmill Woods) | CITRUS | FLA011916 | N/A | Northern | 0.02 | 0.00 | | Decom. | Decom. | Decom. | Decom. | Decom. | Decom. | Decom. | Decom. | Decom. | Decom. | Decom. | Decom. | Decom. | Decom. | Decom. | Decom. | Decom. | Decom. | Decom. | Decom. | Decom. | Decom. | Decom. | Decom. | Decom. | Decom. | Flows now to Sugarmill | |
| Citrus Co-Beverly Hills-Rolling Oaks | CITRUS | FLA011869 | N/A | Northern | 0.44 | 0.00 | | | 0.00 | 0.00 | 0.00 | 0.00 | 0.44 | 0.00 | 0.00 | 0.00 | 0.26 | 0.26 | 0.00 | 0.00 | 0.00 | 0.00 | 0.00 | 0.44 | 0.00 | 0.00 | 0.00 | 0.33 | 0.33 | 0.33 | 0.33 | | | | |
| Citrus Co-Brentwood | CITRUS | FLA011844 | N/A | Northern | 1.476 | 0.00 | | | 0.00 | 0.11 | 0.00 | 0.00 | 0.44 | 0.00 | 0.00 | 0.00 | 0.27 | 0.27 | 2,953 | 2,953 | 0.22 | 0.55 | 0.00 | 0.00 | 0.00 | 0.00 | 0.00 | 0.41 | 0.41 | 0.41 | 0.41 | | | | |
| Citrus Co-Citrus Springs (Decom., flows to Meadowcrest) | CITRUS | FLA011877 | N/A | Northern | 0.10 | 0.00 | | | 2,835 | 0.21 | 0.00 | 0.00 | 0.31 | 0.00 | 0.00 | 0.00 | 0.19 | 0.19 | 5,631 | 5,631 | 0.41 | 0.51 | 0.00 | 0.00 | 0.00 | 0.00 | 0.39 | 0.39 | 0.39 | 0.39 | | Flows now to Meadowcrest | | | |
| Inverness, City of | CITRUS | FLA011847 | N/A | Northern | 0.50 | 0.26 | | | 1,350 | 0.10 | 0.00 | 0.00 | 0.60 | 0.00 | 0.00 | 0.00 | 0.36 | 0.36 | 2,767 | 2,767 | 0.20 | 0.70 | 0.00 | 0.00 | 0.00 | 0.00 | 0.26 | 0.53 | 0.26 | 0.26 | 0.26 | 0.26 | | | |
| Crystal River, City of | CITRUS | FLA011848 | N/A | Northern | 0.71 | 0.20 | | | 41 | 0.00 | 0.00 | 0.00 | 0.72 | 0.52 | 0.00 | 0.72 | 0.43 | 0.00 | 87 | 87 | 0.21 | 0.72 | 0.52 | 0.00 | 0.72 | 0.54 | 0.00 | 0.24 | 0.24 | 0.24 | 0.24 | | | | |
| Citrus Co-Meadowcrest | CITRUS | FLA012545 | N/A | Northern | 0.59 | 0.28 | | | 2,423 | 0.18 | 0.00 | 0.00 | 0.77 | 0.00 | 0.00 | 0.60 | 0.46 | 0.00 | 4,952 | 4,952 | 0.36 | 0.96 | 0.00 | 0.32 | 0.60 | 0.72 | 0.11 | 0.11 | 0.11 | 0.11 | 0.11 | 0.11 | 0.11 | | |
| Citrus Co-Point Of Woods | CITRUS | FLA011893 | N/A | Northern | 0.02 | 0.01 | | | 6 | 0.00 | 0.00 | 0.00 | 0.02 | 0.00 | 0.01 | 0.02 | 0.01 | 0.00 | 0.00 | 0.00 | 0.00 | 0.00 | 0.00 | 0.02 | 0.00 | 0.01 | 0.02 | 0.02 | 0.02 | 0.02 | 0.02 | 0.02 | 0.02 | | |
| Citrus Co-Sugarmill Woods | CITRUS | FLA011903 | N/A | Northern | 0.49 | 0.00 | | | 1,611 | 0.12 | 0.00 | 0.00 | 0.62 | 0.50 | 0.00 | 0.50 | 0.37 | 0.00 | 3,319 | 3,319 | 0.24 | 0.75 | 0.50 | 0.00 | 0.50 | 0.50 | 0.00 | 0.56 | 0.56 | 0.56 | 0.56 | 0.56 | 0.56 | Q105 | |
| Citrus County Total | 9 | | | | 3.21 | 0.75 | 0.61 | 679 | 9,742 | 0.71 | 0.00 | 0.00 | 3.92 | 1.02 | 0.33 | 2.11 | 2.35 | 0.81 | 1,350 | 19,751 | 1.44 | 4.65 | 1.03 | 0.33 | 2.11 | 3.49 | 1.57 | 2.61 | 2.73 | 2.14 | 2.14 | | | | |
| Wildwood-Continental Country Club | SUMTER | FLA043699 | N/A | Northern | 0.08 | 0.00 | | | 62 | 0.00 | 0.00 | 0.00 | 0.09 | 0.00 | 0.00 | 0.00 | 0.05 | 0.05 | 125 | 125 | 0.01 | 0.09 | 0.00 | 0.00 | 0.00 | 0.00 | 0.07 | 0.07 | 0.07 | 0.07 | 0.07 | 0.07 | | | |
| Bushnell | SUMTER | FLA188697 | N/A | Northern | 0.25 | 0.00 | | | 3,134 | 0.23 | 0.00 | 0.00 | 0.48 | 0.00 | 0.00 | 0.00 | 0.29 | 0.29 | 6,628 | 6,628 | 0.56 | 0.81 | 0.00 | 0.00 | 0.00 | 0.00 | 0.61 | 0.61 | 0.61 | 0.61 | 0.61 | 0.61 | Growth appears high | | |
| Little Sumter Utilities-Villages | SUMTER | FLA011733 | N/A | Northern | Included below | Included below | | Included below | Included below | Included below | Included below | Included below | Included below | Included below | Included below | Included below | Included below | Included below | Included below | Included below | Included below | Included below | Included below | Included below | Included below | Included below | Included below | Included below | Included below | Included below | Included below | Included below | Included below | | |
| Central Sumter Utilities-Villages | SUMTER | FLA499551 | N/A | Northern | Included below | Included below | | Included below | Included below | Included below | Included below | Included below | Included below | Included below | Included below | Included below | Included below | Included below | Included below | Included below | Included below | Included below | Included below | Included below | Included below | Included below | Included below | Included below | Included below | Included below | Included below | Included below | Included below | | |
| North Sumter Utilities-Villages | SUMTER | FLA21581 | N/A | Northern | 4.21 | 4.16 | | | 0 | 0.00 | 0.00 | 0.00 | 4.21 | 0.00 | 0.00 | 4.16 | 2.52 | 0.00 | 0 | 0 | 0.00 | 4.21 | 0.00 | 0.00 | 4.16 | 0.00 | 0.00 | 4.16 | 0.00 | 0.00 | 0.00 | 0.00 | 0.00 | To Golf Courses in Villages. | |
| Sumter Correctional | SUMTER | FLA013558 | N/A | Northern | 0.24 | 0.11 | | | 0 | 0.00 | 0.00 | 0.00 | 0.24 | 0.00 | 0.02 | 0.13 | 0.14 | 0.02 | 0 | 0 | 0.00 | 0.24 | 0.02 | 0.13 | 0.18 | 0.08 | 0.05 | 0.06 | 0.07 | 0.06 | 0.06 | 0.06 | | | |
| Wildwood-Main Plant | SUMTER | FLA013497 | N/A | Northern | 1.65 | 1.62 | | | 20,333 | 1.48 | 0.00 | 0.00 | 3.14 | 1.48 | 0.00 | 3.10 | 1.88 | 0.00 | 26,815 | 26,815 | 1.96 | 3.61 | 1.96 | 0.00 | 3.57 | 2.71 | 1.95 | 1.95 | 1.95 | 1.95 | 1.95 | 1.95 | 1.95 | All reuse flows over 0.25 mgd to Villages., most of new growth due to Villages | |
| Sumter County Total | 7 | | | | 6.44 | 5.88 | 5.30 | 7,059 | 23,529 | 1.72 | 0.00 | 0.00 | 8.15 | 1.48 | 0.02 | 7.39 | 4.89 | 0.36 | 20,448 | 34,568 | 2.52 | 8.96 | 1.96 | 0.02 | 7.86 | 6.72 | 5.04 | 6.72 | 5.04 | 2.70 | 2.02 | 2.02 | | | |
| Dunnellon-FGUA | MARION | FLA126854 | N/A | Northern | 0.16 | 0.00 | | | 101 | 0.01 | 0.00 | 0.00 | 0.17 | 0.00 | 0.00 | 0.00 | 0.10 | 0.10 | 260 | 260 | 0.02 | 0.16 | 0.00 | 0.00 | 0.00 | 0.00 | 0.13 | 0.13 | 0.13 | 0.13 | 0.13 | 0.13 | 0.13 | | |
| Marion Co-NW Regional WWTFF | MARION | FLA272660 | N/A | Northern | 0.05 | 0.05 | | | 51 | 0.00 | 0.00 | 0.00 | 0.05 | 0.00 | 0.00 | 0.05 | 0.03 | 0.00 | 118 | 118 | 0.01 | 0.05 | 0.01 | 0.00 | 0.05 | 0.04 | 0.00 | 0.00 | 0.00 | 0.00 | 0.00 | 0.00 | 0.00 | | |
| Marion Co-Oak Run | MARION | FLA012697 | N/A | Northern | 0.83 | 0.43 | | | 2,446 | 0.18 | 0.00 | 0.00 | 1.01 | 0.43 | 0.00 | 0.43 | 0.61 | 0.17 | 0.00 | 4,248 | 4,248 | 0.31 | 1.14 | 0.00 | 0.00 | 0.43 | 0.86 | 0.42 | 0.42 | 0.42 | 0.42 | 0.42 | 0.42 | 0.42 | Includes Spruce Creek |
| On Top of the World/ Bay Laurel | MARION | FLA012683 | N/A | Northern | 0.48 | 0.31 | | | 178 | 0.01 | 0.00 | 0.00 | 0.49 | 0.18 | 0.00 | 0.49 | 0.30 | 0.00 | 326 | 326 | 0.02 | 0.48 | 0.19 | 0.00 | 0.50 | 0.38 | 0.00 | 0.00 | 0.00 | 0.00 | 0.00 | 0.00 | 0.00 | 0.00 | |
| Rainbow Springs-FGUA (includes Rio Vista) | MARION | FLA012693 | N/A | Northern | 0.14 | 0.00 | | | 13 | 0.00 | 0.00 | 0.00 | 0.14 | 0.00 | 0.00 | 0.13 | 0.00 | 0.00 | 0 | 0 | 0.00 | 0.14 | 0.00 | 0.13 | 0.14 | 0.00 | 0.13 | 0.13 | 0.13 | 0.13 | 0.13 | 0.13 | 0.13 | 0.13 | |
| Ocala #3 (includes O-34 from #1) | MARION | FLA190288 | N/A | Northern | 2.50 | 2.50 | | | 1,942 | 0.14 | 0.25 | 0.00 | 2.88 | 0.24 | 0.24 | 2.74 | 1.73 | 0.00 | 6.00 | 6.00 | 0.32 | 0.63 | 0.00 | 0.00 | 0.24 | 2.74 | 2.57 | 2.57 | 2.57 | 2.57 | 2.57 | 2.57 | 2.57 | | |
| Marion County Total | 6 | | | | 4.16 | 3.29 | 2.08 | 12,988 | 4,731 | 0.35 | 0.25 | 0.01 | 4.74 | 0.19 | 0.24 | 3.72 | 2.84 | 0.36 | 28,729 | 9,334 | 0.68 | 0.63 | 0.02 | 5.44 | 0.20 | 0.24 | 3.73 | 4.08 | 0.66 | 3.06 | 0.79 | 0.59 | | | |
| Hernando Co-Brookridge | HERNANDO | FLA012028 | N/A | Northern | 0.29 | 0.00 | | | Included below | Included below | Included below | Included below | Included below | Included below | Included below | Included below | Included below | Included below | Included below | Included below | Included below | Included below | Included below | Included below | Included below | Included below | Included below | Included below | Included below | Included below | Included below | Included below | Included below | Included below | |
| Hernando Co-Airport | HERNANDO | FLA017223 | N/A | Northern | 0.74 | 0.00 | | | Included below | Included below | Included below | Included below | Included below | Included below | Included below | Included below | Included below | Included below | Included below | Included below | Included below | Included below | Included below | Included below | Included below | Included below | Included below | Included below | Included below | Included below | Included below | Included below | Included below | Included below | GO47 |
| Hernando Co-Spring Hill (Decommissioned Planned 2020) | HERNANDO | FLA012043 | N/A | Northern | 2.19 | 1.46 | | | Included below | Included below | Included below | Included below | Included below | Included below | Included below | Included below | Included below | Included below | Included below | Included below | Included below | Included below | Included below | Included below | Included below | Included below | Included below | Included below | Included below | Included below | Included below | Included below | Included below | Included below | Flows to be split between Airport and Glen |
| Hernando Co-The Glen | HERNANDO | FLA012069 | N/A | Northern | 0.64 | 0.00 | | | 11,884 | 0.87 | 0.00 | 0.00 | 3.69 | 0.59 | 1.70 | 2.20 | 2.22 | 0.02 | 21,348 | 21,348 | 1.56 | 5.41 | 0.50 | 1.70 | 3.86 | 4.06 | 0.40 | 2.80 | 2.80 | 2.80 | 2.80 | 2.80 | 2.80 | NB&E-additional | |
| Hernando Co-Ridge Manor | HERNANDO | FLA012031 | N/A | Northern | 0.34 | 0.00 | | | 424 | 0.03 | 0.00 | 0.00 | 0.37 | 0.00 | 0.00 | 0.00 | 0.22 | 0.00 | 1,218 | 1,218 | 0.08 | 0.42 | 0.00 | 0.00 | 0.31 | 0.31 | 0.31 | 0.31 | 0.31 | 0.31 | 0.31 | 0.31 | 0.31 | | |
| Brooksville, City of | HERNANDO | FLA012036 | N/A | Northern | 0.95 | 0.00 | | | 919 | 0.07 | 0.01 | 0.00 | 1.03 | 0.07 | 0.00 | 1.02 | 0.62 | 0.00 | 1,263 | 1,263 | 0.21 | 0.67 | 0.00 | 0.00 | 1.23 | 0.21 | 0.00 | 0.92 | 0.00 | 0.21 | 0.21 | 0.21 | 0.21 | All future excess to Brooksville Rock Mine | |
| Hernando County Total | 6 | | | | 5.14 | 2.40 | 2.01 | 1,820 | 13,227 | 0.97 | 0.01 | 0.00 | 5.09 | 0.57 | 1.70 | 3.22 | 3.05 | 0.24 | 4,427 | 25,445 | 1.85 | | | | | | | | | | | | | | |

| Domestic Wastewater Facility Name | County | Planning Region | Updated 2015 WWTP Flow | 2015 Reuse Flow | % Utilization |
|---|--------------|-----------------|--|--|---------------|
| Little Sumter Util (Villages) | SUMTER | Northern | Included below | Included below | #VALUE! |
| Central Sumter Util (Villages) | SUMTER | Northern | Included below | Included below | #VALUE! |
| Lake County Subtotals | LAKE | Northern | Included with Sumter Villages | Included with Sumter Villages | #VALUE! |
| Hillsborough Co./South County S/C System | HILLSBOROUGH | Tampa Bay | Included in Falkenburg Road (S/C system) | Included in Falkenburg Road (S/C system) | #VALUE! |
| Hillsborough Co./Valrico S/C System | HILLSBOROUGH | Tampa Bay | Included in Falkenburg Road (S/C system) | Included in Falkenburg Road (S/C system) | #VALUE! |
| Hillsborough Co./Dale Mabry NW System | HILLSBOROUGH | Tampa Bay | Included in River Oaks (NW system) | Included in River Oaks (NW system) | #VALUE! |
| Hillsborough Co./NW Regional NW System | HILLSBOROUGH | Tampa Bay | Included in River Oaks (NW system) | Included in River Oaks (NW system) | #VALUE! |
| Hillsborough Co./Van Dyke NW System | HILLSBOROUGH | Tampa Bay | Included in River Oaks (NW system) | Included in River Oaks (NW system) | #VALUE! |
| Pasco Co. Utilities/Embassy Hills (planned decom.) | PASCO | Tampa Bay | Included with above | Included with above | #VALUE! |
| Pasco Co. Utilities/Wesley Center Regional | PASCO | Tampa Bay | Included with above | Included with above | #VALUE! |
| Pasco Co. Utilities/South East | PASCO | Tampa Bay | Included with above | Included with above | #VALUE! |
| Pasco Co. Utilities/Land O' Lakes | PASCO | Tampa Bay | Included with above | Included with above | #VALUE! |
| Clearwater, City of/East | PINELLAS | Tampa Bay | Included with below | Included with below | #VALUE! |
| Clearwater, City of/Marshall | PINELLAS | Tampa Bay | Included with below | Included with below | #VALUE! |
| St. Petersburg, City of/Northwest | PINELLAS | Tampa Bay | Included with above | Included with above | #VALUE! |
| St. Petersburg, City of/Southwest | PINELLAS | Tampa Bay | Included with above | Included with above | #VALUE! |
| St. Petersburg, City of/A. Whited | PINELLAS | Tampa Bay | Included with above | Included with above | #VALUE! |
| Manatee Co./North Regional | MANATEE | Southern | Included below | Included below | #VALUE! |
| Manatee Co./Southeast Regional | MANATEE | Southern | Included below | Included below | #VALUE! |
| Sarasota County/Central County | SARASOTA | Southern | Included with above | Included with above | #VALUE! |
| Charlotte County/Rotunda West | CHARLOTTE | Southern | Included in above | above | #VALUE! |
| Charlotte County/West Port | CHARLOTTE | Southern | Included in above | above | #VALUE! |
| Riverwoods Utilities | CHARLOTTE | Southern | 0.15 | 0.78 | 522% |
| Marion Co. NW Regional WWTF | MARION | Northern | 0.05 | 0.05 | 100% |
| Ocala #3 (includes 0.34 from #1) | MARION | Northern | 2.50 | 2.50 | 100% |
| Brooksville City of | HERNANDO | Northern | 0.95 | 0.95 | 100% |
| Bartow, City of | POLK | Heartland | 2.83 | 2.83 | 100% |
| Fort Meade, City of | POLK | Heartland | 0.49 | 0.49 | 100% |
| Cypress Lakes | POLK | Heartland | 0.10 | 0.10 | 100% |
| Wauchula, City of | HARDEE | Heartland | 0.68 | 0.68 | 100% |
| Wauchula Hills | HARDEE | Heartland | 0.09 | 0.09 | 100% |
| Lakeland, City of/Northside, includes TECO | POLK | Heartland | 3.95 | 3.95 | 100% |
| Pinellas County Utilities/North-Dunn | PINELLAS | Tampa Bay | 6.60 | 6.50 | 98% |
| City of Wildwood | SUMTER | Northern | 1.65 | 1.62 | 98% |
| On Top of the World | PINELLAS | Tampa Bay | 0.44 | 0.42 | 96% |
| MacDill AFB | HILLSBOROUGH | Tampa Bay | 0.58 | 0.55 | 96% |
| North Sumter (includes flows from Central Sumter, Little Sumter) | SUMTER | Northern | 4.21 | 4.88 | 116% |
| Englewood WD | CHARLOTTE | Southern | 1.56 | 1.45 | 93% |
| Venice, City of, includes wastewater from Sarasota Co | SARASOTA | Southern | 3.06 | 2.71 | 88% |
| Sarasota County/Aquasource – Fruitville (decom, flows now to Bee Ridge) | SARASOTA | Southern | 0.51 | 0.42 | 83% |
| Winter Haven, City of/Conine #2 | POLK | Heartland | 1.10 | 0.88 | 80% |
| Lakeland/Glendale includes TECO | POLK | Heartland | 9.06 | 7.25 | 80% |
| Gasparilla Island WWTF | CHARLOTTE | Southern | 0.37 | 0.29 | 77% |
| Point Of Woods | CITRUS | Northern | 0.02 | 0.01 | 70% |
| Sarasota County/Venice Gardens | SARASOTA | Southern | 1.76 | 1.23 | 70% |
| Seven Springs/FGUA | PASCO | Tampa Bay | 1.67 | 1.16 | 69% |
| Pasco Co. Utilities/Shady Hills Regional | PASCO | Tampa Bay | 20.79 | 14.37 | 69% |
| Spring Hill/Hernando Co. (to decom 2017, flows to Airport and Glen) | HERNANDO | Northern | 2.19 | 1.46 | 67% |
| Manatee Co./Southwest Regional | MANATEE | Southern | 21.90 | 14.30 | 65% |
| Hillsborough Co/Pebble Creek Village | HILLSBOROUGH | Tampa Bay | 0.31 | 0.20 | 65% |
| On Top of the World/ Bay Laurel | MARION | Northern | 0.48 | 0.31 | 64% |
| Haines City, City of | POLK | Heartland | 1.48 | 0.93 | 63% |
| Tarpon Springs, City of | PINELLAS | Tampa Bay | 1.91 | 1.16 | 61% |
| Camelot Lakes | SARASOTA | Southern | 0.06 | 0.04 | 60% |
| Dade City, City of | PASCO | Tampa Bay | 0.71 | 0.41 | 57% |
| Polk County Utilities/NW Regional | POLK | Heartland | 0.92 | 0.52 | 57% |
| Polk County Utilities/NE Regional | POLK | Heartland | 3.01 | 1.60 | 53% |
| Inverness, City of | CITRUS | Northern | 0.50 | 0.26 | 53% |
| Dunedin, City of/Mainland | PINELLAS | Tampa Bay | 4.60 | 2.40 | 52% |
| Marion Oak Run | MARION | Northern | 0.83 | 0.43 | 52% |
| Sarasota, City of | SARASOTA | Southern | 5.77 | 2.99 | 52% |
| Hillsborough Co./Falkenburg Road S/C System | HILLSBOROUGH | Tampa Bay | 20.44 | 10.38 | 51% |
| Sarasota County/Bee Ridge/North | SARASOTA | Southern | 11.37 | 5.73 | 50% |
| Sweetwater Golf | POLK | Heartland | 0.05 | 0.03 | 48% |
| Citrus-Meadowcrest | CITRUS | Northern | 0.59 | 0.28 | 48% |
| Oldsmar, City of | PINELLAS | Tampa Bay | 1.61 | 0.75 | 47% |
| Palmetto, City of | MANATEE | Southern | 1.48 | 0.69 | 47% |
| Arcadia (William Tyson Plant) | DESOTO | Southern | 1.13 | 0.51 | 45% |
| Plant City, City of | HILLSBOROUGH | Tampa Bay | 4.62 | 2.07 | 45% |

13.01 11.20 86% Lakeland

| | | | | | |
|---|--------------|-----------|-------|-------|-----|
| Charlotte County Utilities/Eastport | CHARLOTTE | Southern | 5.67 | 2.52 | 44% |
| Sumter Correctional | SUMTER | Northern | 0.24 | 0.11 | 44% |
| Hillsborough Co./River Oaks NW System | HILLSBOROUGH | Tampa Bay | 18.96 | 8.23 | 43% |
| Lake Wales, City of/New Plant | POLK | Heartland | 1.15 | 0.47 | 41% |
| Polk County Utilities/SW Regional | POLK | Heartland | 1.59 | 0.64 | 41% |
| Largo, City of | PINELLAS | Tampa Bay | 12.79 | 5.17 | 40% |
| North Port, City of | SARASOTA | Southern | 2.23 | 0.88 | 39% |
| St. Petersburg, City of/Northeast | PINELLAS | Tampa Bay | 39.26 | 14.79 | 38% |
| Pinellas County Utilities/South Cross Bayou | PINELLAS | Tampa Bay | 26.07 | 9.44 | 36% |
| Country Meadows/Golden Lakes | HILLSBOROUGH | Tampa Bay | 0.06 | 0.02 | 34% |
| Auburndale, Allred (South Plant) | POLK | Heartland | 1.18 | 0.39 | 33% |
| Clearwater, City of/Northeast | PINELLAS | Tampa Bay | 15.05 | 4.21 | 28% |
| Crystal River, City of | CITRUS | Northern | 0.71 | 0.20 | 27% |
| New Port Richey, City of (Pasco related flows counted in below) | PASCO | Tampa Bay | 5.82 | 1.59 | 27% |
| Lake Placid/North #1 | HIGHLANDS | Heartland | 0.10 | 0.02 | 23% |
| Zephyrhills, City of | PASCO | Tampa Bay | 1.57 | 0.33 | 21% |
| Auburndale, Regional (North Plant) | POLK | Heartland | 1.31 | 0.23 | 17% |
| Bradenton, City of | MANATEE | Southern | 6.51 | 0.86 | 13% |
| Tampa, City of/Howard F. Curren (includes Temple Terrace) | HILLSBOROUGH | Tampa Bay | 64.24 | 5.17 | 8% |
| Charlotte County/Burnt Store | CHARLOTTE | Southern | 0.32 | 0.00 | 1% |
| Williston, City of | LEVY | Northern | 0.20 | 0.00 | 0% |
| Walden Woods WWTF (Decommissioned) | CITRUS | Northern | 0.02 | 0.00 | 0% |
| Citrus-Beverly Hills-Rolling Oaks | CITRUS | Northern | 0.44 | 0.00 | 0% |
| Citrus-Brentwood | CITRUS | Northern | 0.34 | 0.00 | 0% |
| Citrus-Citrus Springs | CITRUS | Northern | 0.10 | 0.00 | 0% |
| Citrus-Sugar Mill Woods | CITRUS | Northern | 0.49 | 0.00 | 0% |
| Continental Country Club | SUMTER | Northern | 0.08 | 0.00 | 0% |
| City of Bushnell | SUMTER | Northern | 0.25 | 0.00 | 0% |
| Dunellon | MARION | Northern | 0.16 | 0.00 | 0% |
| Rainbow Springs (includes Rio Vista) | MARION | Northern | 0.14 | 0.00 | 0% |
| Brookridge/Hernando Co. (to decom 2016, flows to Glen) | HERNANDO | Northern | 0.29 | 0.00 | 0% |
| Airport /Hernando Co. | HERNANDO | Northern | 0.74 | 0.00 | 0% |
| Ridge Manor/Hernando Co. | HERNANDO | Northern | 0.34 | 0.00 | 0% |
| The Glen/Hernando Co. | HERNANDO | Northern | 0.64 | 0.00 | 0% |
| Rice Creek Utility | HILLSBOROUGH | Tampa Bay | 0.09 | 0.00 | 0% |
| CAX Riverside | HILLSBOROUGH | Tampa Bay | 0.06 | 0.00 | 0% |
| Windemere Utility Company | HILLSBOROUGH | Tampa Bay | 0.13 | 0.00 | 0% |
| Forest Lakes Estates (Labrador) | PASCO | Tampa Bay | 0.06 | 0.00 | 0% |
| Jasmine Lakes/FGUA | PASCO | Tampa Bay | 0.23 | 0.00 | 0% |
| Pasco Co. Utilities/Deer Park (planned decom.) | PASCO | Tampa Bay | 1.57 | 0.00 | 0% |
| Palm Terrace Gardens/FGUA | PASCO | Tampa Bay | 0.11 | 0.00 | 0% |
| Travelers Rest RV Park | PASCO | Tampa Bay | 0.02 | 0.00 | 0% |
| Mid-County/Dyna-Flow | PINELLAS | Tampa Bay | 0.77 | 0.00 | 0% |
| Davenport, City of | POLK | Heartland | 0.06 | 0.00 | 0% |
| Dundee, Town of | POLK | Heartland | 0.12 | 0.00 | 0% |
| Frostproof, City of | POLK | Heartland | 0.12 | 0.00 | 0% |
| Grenelefe Resort | POLK | Heartland | 0.10 | 0.00 | 0% |
| Lake Alfred, City of | POLK | Heartland | 0.49 | 0.00 | 0% |
| Mulberry, City of (includes Landstar) | POLK | Heartland | 0.34 | 0.00 | 0% |
| Polk City/Mt Olive | POLK | Heartland | 0.12 | 0.00 | 0% |
| Polk County Utilities/SE-Sunray | POLK | Heartland | 0.28 | 0.00 | 0% |
| Polk County Utilities/East-Waverly | POLK | Heartland | 0.03 | 0.00 | 0% |
| Polk County Correctional Institute | POLK | Heartland | 0.23 | 0.00 | 0% |
| Outdoor Resorts Orlando | POLK | Heartland | 0.11 | 0.00 | 0% |
| Streamsong WWTP | POLK | Heartland | 0.02 | 0.00 | 0% |
| Swiss Golf Club | POLK | Heartland | 0.06 | 0.00 | 0% |
| Swiss Village | POLK | Heartland | 0.04 | 0.00 | 0% |
| Winter Haven, City of/Pollard #3 (2008 upgraded to AWT) | POLK | Heartland | 3.99 | 0.00 | 0% |
| Hardee Co -Bowling Green | HARDEE | Heartland | 0.12 | 0.00 | 0% |
| Hardee County Correctional | HARDEE | Heartland | 0.19 | 0.00 | 0% |
| Zolfo Springs, City of | HARDEE | Heartland | 0.13 | 0.00 | 0% |
| Sun N Lake of Sebring Unit 23 | HIGHLANDS | Heartland | 0.45 | 0.00 | 0% |
| Sebring, City of | HIGHLANDS | Heartland | 0.94 | 0.00 | 0% |
| Avon Park | HIGHLANDS | Heartland | 0.85 | 0.00 | 0% |
| Sebring Western | HIGHLANDS | Heartland | 0.06 | 0.00 | 0% |
| Lake Placid/Tomoka #3 | HIGHLANDS | Heartland | 0.05 | 0.00 | 0% |
| Sandalhaven Utilites (Decommissioned) | CHARLOTTE | Southern | 0.07 | 0.00 | 0% |
| Punta Gorda, City of | CHARLOTTE | Southern | 2.60 | 0.00 | 0% |
| DeSoto Correctional Institution | DESOTO | Southern | 0.11 | 0.00 | 0% |
| Desoto Co WWTF | DESOTO | Southern | 0.18 | 0.00 | 0% |

| County | WWTP | Project Number | FY STARTED | Project Name | Water Provided* (gpd) | Percent of Project Capacity Operational 2015 | Completion Year | Flow Provided by 2025 | Flow Provided by 2040 | Project Offsets | Total Project Costs | |
|--------------|---|----------------|------------|--|-----------------------|--|-----------------|-----------------------|-----------------------|-----------------|---------------------|---|
| POLK | Winter Haven, City of/Pollard #3 (2008 upgraded to AWT) | N339 | 2012 | Winter Haven #3 Reclaimed Water Interconnect, Storage & Pumping Project | 0.30 | 0% | 2022 | 0.30 | 0.30 | 0.15 | 9,466,000 | |
| PASCO | Pasco Co. Utilities/Shady Hills Regional | N442 | 2013 | Seven Springs Golf and Country Club Reclaimed Water Storage Pond and Pump Station | 0.50 | 0% | 2016 | 0.50 | 0.50 | 0.38 | 600,000 | |
| POLK | Auburndale, Regional (North Plant) | N536 | 2014 | Auburndale Polytechnic Reclaimed Water Storage and Transmission | 1.50 | 0% | 2019 | 0.75 | 1.50 | 1.13 | 3,000,000 | |
| PASCO | Pasco Co. Utilities/Shady Hills Regional | N547 | 2014 | Pasco County Heritage Pines Residential Reclaimed Water Service | 0.43 | 0% | | 0.43 | 0.43 | 0.26 | 1,266,600 | |
| PINELLAS | Dunedin, City of/Mainland | N555 | 2014 | Dunedin Reclaimed Water Storage Tanks | 0.10 | 0% | 2018 | 0.10 | 0.10 | 0.10 | 2,225,820 | |
| CHARLOTTE | Charlotte County Utilities/Eastport | N556 | 2015 | Charlotte County Reclaimed Water Expansion - Phase 3 | 2.23 | 0% | 2019 | 1.12 | 2.23 | 1.34 | 9,430,000 | |
| PINELLAS | Clearwater, City of/Northeast | N561 | 2015 | Resident Initiated Reclaimed Water Expansion Project | 0.13 | 0% | | 0.13 | 0.19 | 0.08 | 1,500,000 | |
| POLK | Lakeland | H076 | 2015 | TECO Lakeland/Mulberry/Polk Reuse Project | 10.00 | 0% | 2017 | 10.00 | 14.00 | 10.00 | 96,960,725 | |
| PASCO | Pasco Co. Utilities/Shady Hills Regional | N635 | 2015 | Pasco Co. Crews Lake Natural Sys RestorationLikely Cancelled | | 0% | 2022 | | | | | |
| PINELLAS | Clearwater, City of/Northeast | N665 | 2016 | Clearwater Groundwater Replenishment | 2.40 | 0% | 2022 | 2.40 | 2.40 | 2.40 | 32,716,000 | |
| PASCO | Pasco Co. Utilities/Shady Hills Regional | N666 | 2015 | Pasco County Reclaimed Water Treatment Wetland and Aquifer Recharge 4G | 2.20 | 0% | 2017 | 2.20 | 2.20 | 2.20 | 14,300,966 | |
| SARASOTA | North Port, City of | N667 | 2015 | North Port Reclaimed Water Transmission Main - Phase 3 | 0.36 | 0% | 2018 | 0.36 | 0.36 | 0.22 | 1,320,000 | |
| PASCO | Pasco Co. Utilities/Shady Hills Regional | N670 | 2015 | Pasco Starkey Ranch Reclaimed Project A | 0.42 | 0% | 2017 | 0.42 | 0.42 | 0.21 | 1,221,660 | |
| HERNANDO | The Glen/Hernando Co. | N696 | 2016 | Hernando Co. US19 RW Transmission Phase I | 1.70 | 0% | 2019 | 0.30 | 0.30 | 0.30 | 12,000,000 | Only Counting Additional beyond existing 1.4 mgd |
| PASCO | Pasco Co. Utilities/Shady Hills Regional | N697 | 2016 | Pasco Co. Tampa Bay Golf and Country Club RW | 0.10 | 0% | 2018 | 0.10 | 0.10 | 0.10 | 300,000 | |
| MANATEE | Bradenton, City of | N711 | 2016 | Bradenton River Utilities Reclaimed Water Transmission Line Project | 1.00 | 0% | 2019 | 1.00 | 1.00 | 1.00 | 4,600,000 | Counted in FY 2016 total |
| PASCO | Pasco Co. Utilities/Shady Hills Regional | N743 | 2016 | Reclaimed Water - Pasco Starkey Ranch Reclaimed Water Transmission - Phase B | 0.41 | 0% | 2019 | 0.41 | 0.41 | 0.31 | 1,910,000 | |
| POLK | Polk County Utilities/NE Regional | N772 | 2017 | NERUSA Loughman and Ridgewood RW Transmission | 0.35 | 0% | 2019 | 0.35 | 0.35 | 0.28 | 2,505,000 | 915 res * 300gpd = benefit |
| HILLSBOROUGH | Hillsborough Co./Falkenburg Road S/C System | N776 | 2017 | Hillsborough County 19th Avenue Reclaimed Water Transmission Main | 1.20 | 0% | 2019 | 1.20 | 1.20 | 0.60 | 5,427,343 | 2000 res * 300 gpd =benefit |
| PASCO | Pasco Co. Utilities/Shady Hills Regional | N778 | 2017 | Pasco County Bexley South Reclaimed Water Transmission System - Phase 2 | 0.20 | 0% | 2019 | 0.20 | 0.20 | 0.12 | 225,000 | |
| PASCO | Pasco Co. Utilities/Shady Hills Regional | N791 | 2017 | Pasco Starkey Ranch Reclaimed Water Transmission Project - Phase C | 0.29 | 0% | 2021 | 0.29 | 0.29 | 0.22 | 913,600 | |
| PASCO | Pasco Co. Utilities/Shady Hills Regional | N792 | 2017 | Pasco County River Edge Cor Course and Waters Edge Residential Reclaimed Water Project | 0.40 | 0% | 2019 | 0.40 | 0.40 | 0.24 | 2,500,000 | |
| HILLSBOROUGH | Hillsborough Co./Falkenburg Road S/C System | N863 | 2017 | Hillsborough Co Summerfield Sports Complex | 0.07 | 0% | 2020 | 0.07 | 0.07 | 0.05 | 155,000 | |
| PINELLAS | Tarpon Springs, City of | N805 | 2017 | Tarpon Springs Westwinds-Grassy Pointe Residential Reclaimed Water Project | 0.07 | 0% | 2019 | 0.07 | 0.07 | 0.04 | 595,417 | |
| PASCO | Pasco Co. Utilities/Shady Hills Regional | N837 | 2017 | Pasco Cypress Preserve Phase 1 | 0.19 | 0% | 2018 | 0.19 | 0.19 | 0.11 | 315,000 | |
| POLK | Polk County Utilities/NE Regional | N862 | 2017 | Polk NERUSA CR547 Reuse | 0.38 | 0% | 2019 | 0.38 | 0.38 | 0.32 | 869,500 | |
| POLK | Polk County Utilities/NE Regional | N868 | 2017 | Polk NERUSA Ernie Calwell Reuse | 0.41 | 0% | 2020 | 0.41 | 0.41 | 0.33 | 2,113,000 | |
| HILLSBOROUGH | Hillsborough Co./Falkenburg Road S/C System | N817 | 2017 | Arcadia GC Pond and Supp | 0.10 | 0% | 2020 | 0.10 | 0.10 | 0.09 | 1,000,000 | |
| HILLSBOROUGH | Plant City, City of | L816 | 2008 | Plant City Sydney and Park Road Transmission and Pumping | 0.55 | 20% | 2016 | 0.55 | 0.55 | 0.33 | | |
| SARASOTA | Sarasota Co South System | N920 | 2018 | West Villages to Sarasota Co Reuse | 0.25 | 0% | 2019 | 0.25 | 0.25 | 0.19 | 712,000 | |
| POLK | Polk County Utilities/NE Regional | N918 | 2018 | Polk NERUSA FDC Grove Reuse | 0.14 | 0% | 2020 | 0.14 | 0.14 | 0.12 | 1,696,000 | |
| HARDEE | Bowling Green | Q022 | 2019 | Bowling Green to Mosaic Reuse | 0.14 | 0% | 2020 | 0.14 | 0.14 | 0.14 | 1,111,000 | |
| CITRUS | Crystal River, City of | | | Growth of Flow to Duke Crystal River Power | | | | 0.52 | 0.53 | 0.53 | | includes only post 2015 growth in amount supplied |
| POLK | Bartow | | | Growth of Flow to Duke Hines Power | | | | 0.29 | 0.94 | 0.62 | | |
| HARDEE | Wauchula | | | Growth of Flow to Mosaic | | | | 0.00 | 0.01 | 0.01 | | |
| HARDEE | Wauchula Hills | | | Growth of Flow to Mosaic | | | | 0.00 | 0.00 | 0.00 | | |
| CITRUS | Citrus-Point O Woods | | | Growth of Flow to Irrigation | | | | 0.00 | 0.00 | 0.00 | | |
| SUMTER | Villages North, Central, Little System | | | Growth of Flow to Irrigation | | | | 0.00 | 0.00 | 0.47 | | |
| SUMTER | Wildwood | | | Growth of Flow to Irrigation | | | | 1.48 | 1.96 | 3.00 | | |
| MARION | Marion Co NW Regional | | | Growth of Flow to Irrigation | | | | 0.00 | 0.01 | 0.02 | | |
| HERNANDO | Brooksville | | | Growth of Flow to Rock Mine | | | | 0.07 | 0.21 | 0.24 | | |
| CHARLOTTE | Riverwood | | | Growth of Flow to Irrigation | | | | 0.01 | 0.03 | 0.02 | | |
| PINELLAS | On Top of World Clearwater | | | Growth of Flow to Irrigation | | | | 0.00 | 0.00 | 0.00 | | |
| POLK | Cypress Lakes | | | Growth of Flow to Irrigation | | | | 0.00 | 0.01 | 0.01 | | |
| POLK | Ft Meade | | | Growth of Flow to Mosaic | | | | 0.05 | 0.12 | 0.14 | | |
| POLK | Streamsong | | | Growth of Flow to Mosaic | | | | 0.00 | 0.00 | | | |
| POLK | Polk County Utilities/NE Regional | | | Growth of Flow to Prior District Funded Projects | | | | 0.75 | 1.75 | 1.75 | | |
| MANATEE | Bradenton | | | Growth of Flow to Lakewood Ranch | | | | 4.26 | 4.26 | 4.26 | | |
| HERNANDO | Hernando-Airport | Q047 | 2020 | Hernando Anderson Snow Park Reuse | 0.2 | 0% | | 0.2 | 0.2 | 0.12 | 400,000 | |
| PASCO | Zephyrhills | Q057 | 2020 | Zephyr Lakes Reuse | 0.33 | 0% | | 0.33 | 0.33 | 0.22 | 1,421,300 | |
| POLK | Polk County Utilities/NE Regional | Q066 | 2020 | Polk NERUSA Lake Wilson Rd Reuse | 0.18 | 0% | | 0.18 | 0.18 | 0.17 | 525,500 | |
| HILLSBOROUGH | Hillsborough Co./Falkenburg Road S/C S | Q084 | 2020 | Kracker Ave Wetland Reuse | 1 | 0% | | 1 | 1 | 1 | 1,200,000 | |
| PASCO | Pasco Co. Utilities/Shady Hills Region | Q098 | 2020 | Pasco Cypress Preserve Phase 3 | 0.23 | 0% | | 0.23 | 0.23 | 0.138 | 478,000 | |
| PASCO | Pasco Co. Utilities/Shady Hills Region | Q101 | 2020 | Shady Hills Power Reuse | 2.82 | 0% | | 2.82 | 2.82 | 2.82 | 27,100,000 | |
| CITRUS | Citrus-Sugarmill | Q105 | 2020 | Sugarmill Woods GC Reuse | 0.5 | 0% | | 0.5 | 0.5 | 0.375 | 3,918,000 | |
| HILLSBOROUGH | Hillsborough Co./Falkenburg Road S/C S | Q117 | 2020 | Hillsborough Columbus Sports Park Reuse | 0.09 | 0% | | 0.09 | 0.09 | 0.068 | 800,000 | |

Note: Non - Power Gen projects only.

| | | | | | | | | | | | | |
|------------------|------------------------|------|------|--|---------|----|--|-------|-------|--------|-------------|------|
| CITRUS | Crystal River, City of | N358 | 2012 | City of Crystal River to Duke Energy Reclaimed Water Project | 750,000 | 0% | | #REF! | | | | |
| Northern Region | | | | | 2.20 | | | 2.88 | 3.51 | 4.94 | 15,918,000 | 0 |
| Heartland Region | | | | | 13.40 | | | 13.74 | 20.23 | 15.16 | 118,246,725 | |
| Tampa Bay Region | | | | | 14.10 | | | 14.10 | 14.10 | 12.01 | 96,671,706 | 0.00 |
| Southern Region | | | | | 3.84 | | | 7.00 | 8.13 | 7.02 | 16,062,000 | 0.00 |
| | | | | | 33.53 | | | 37.70 | 45.96 | 39.13 | 246,898,431 | |
| | | | | Average Capital Cost for 39 RW Construction Projects | | | | | 36.52 | 28.261 | 248798431 | |

PENDING PROJECTS REVISED

| Project Number | Original funding FY | Project Name | Name of Cooperator | Reuse System Name | County | Planning region | (Residential, Industrial, Recreational, planning) | Reuse Capacity- Buildout (GPD) | Estimated Reuse flow (GPD) | Total Project Cost | District Share | Status (complete or ongoing) | Date Completed (projected or actual) | INCLUDE ? | Percent of Project Capacity Operational 2015 | REUSE FLOWS PENDING 2015 |
|----------------|---------------------|--|----------------------|------------------------------|--------------|-----------------|---|--------------------------------|----------------------------|--------------------|----------------|------------------------------|--------------------------------------|-----------|--|--------------------------|
| B403 | FY 17 | Evaluation of Nitrogen Leaching from Reclaimed Water Applied Lawns, Spray Fields and RIBs | Research Study | N/A | N/A | N/A | | N/A | N/A | | | Ongoing | | 1 | 0% N/A | |
| N339 | FY 12 | Design and Construction of Reclaimed Water Storage Tank and Reclaimed Water Pump Station at City of Winter Haven | City of Winter Haven | Winter Haven #3 (South) | Polk | Heartland | | 3,510,000 | 300,000 | | | Ongoing | | 1 | 0% | 300,000 |
| N358 | FY 12 | City of Crystal River to Duke Energy Reclaimed Water Project | Crystal River | Crystal River | Citrus | Northern | IND | 1,000,000 | 750,000 | \$6,228,712 | \$2,555,485 | Ongoing | | 0 | 0% | 0 |
| N429 | FY 13 | Beacon Point Residential Reclaimed Water Distribution Project | Pasco County | Pasco Master | Pasco | Tampa Bay | RES | 70,000 | 70,000 | \$100,000 | \$50,000 | complete | 2/30/2014 | 0 | 0% | 0 |
| N442 | FY 13 | Seven Springs Golf and Country Club Reclaimed Water Storage Pond and Pump Station | Pasco County | Pasco Master | Pasco | Tampa Bay | GC Pumping/Storage | 500,000 | 500,000 | \$600,000 | \$300,000 | Ongoing | 4/23/16 | 1 | 0% | 500,000 |
| N452 | FY 13 | City of Venice Reclaimed Water Storage Tank | City of Venice | Venice | Sarasota | Southern | GC Wastewater flow update | | N/A | \$3,250,000 | \$1,625,000 | complete | 7/31/2014 | 0 | 0% | 0 |
| N455 | FY 13 | Avon Park Reuse Master Plan | Avon Park | Avon Park | Highlands | Heartland | | | N/A | \$25,000 | \$18,750 | complete | 4/30/2014 | 0 | 0% | 0 |
| N461 | FY 13 | Meadowlawn Cemetary Reclaimed Water Project | New Port Richey | New Port Richey | Pasco | Tampa Bay | RAC | 80,000 | 80,000 | \$428,000 | \$214,000 | complete | 7/1/2014 | 0 | 0% | 0 |
| N462 | FY 13 | Groves Golf Course Reclaimed Water Transmission | Pasco County | Pasco Master | Pasco | Tampa Bay | GC | 250,000 | 250,000 | \$200,000 | \$100,000 | complete | 12/31/2014 | 0 | 0% | 0 |
| N464 | FY 13 | Meadow Point Blvd. Reclaimed Water Transmission | Pasco County | Pasco Master | Pasco | Tampa Bay | RES, RAC | | N/A | \$1,980,000 | \$990,000 | complete | 3/31/2015 | 0 | 0% | 0 |
| N470 | FY 13 | Covanta Power Plant Reclaimed Water Project | Pasco County | Pasco Master | Pasco | Tampa Bay | IND Wastewater flow update | 470,000 | 470,000 | \$1,800,000 | \$900,000 | complete | 12/31/2014 | 0 | 0% | 0 |
| N471 | FY 13 | Temple Terrace NE Hillsborough Reclaimed Water Master Plan | Temple Terrace | Tampa and Hill Hillsborough | Hillsborough | Tampa Bay | Pumping/Storage | | N/A | \$100,000 | \$50,000 | complete | 1/31/2014 | 0 | 0% | 0 |
| N488 | FY 13 | Manatee Co. Regional 10 MG Storage Tank and Pump Stations | Manatee Count | Manatee Maste | Manatee | Southern | GC Pumping/Storage | | N/A | \$8,817,494 | \$4,408,747 | complete | 11/1/2016 | 1 | 0% | N/A |
| N494 | FY 13 | Tarpon Springs 5 MG Reclaimed Water Tank, Pumping Station and Distribution System | Tarpon Springs | Tarpon Springs | Pinellas | Tampa Bay | GC | | N/A | \$4,569,994 | \$2,284,997 | complete | | 0 | 0% | 0 |
| N505 | FY 13 | US Highway 19 Reclaimed Water Transmission Main | Hernando Coun | Hernando Coun | Hernando | Northern | GC Pumping/Storage | 1,700,000 | 1,000,000 | | | Withdrawn | | 0 | 0% | 0 |
| N512 | FY 14 | Reclaimed Water Filtration System Construction | City of Venice | Venice | Sarasota | Southern | GC | | N/A | \$1,560,000 | \$780,000 | Ongoing | 6/30/2015 | 0 | 0% | 0 |
| N521 | FY 14 | Northwest Hillsborough Reuse ASR Project | Hillsborough Co | Hillsborough NV | Hillsborough | Tampa Bay | | | N/A | | | Withdrawn | | 0 | 0% | 0 |
| N524 | FY 14 | Handcart Road Reclaimed Water Pump Station | Pasco County | Pasco Master | Pasco | Tampa Bay | Pumping | | N/A | \$250,000 | \$125,000 | complete | 11/30/2014 | 0 | 0% | 0 |
| N536 | FY 14 | Auburndale Polytechnic Reclaimed Water Storage and Transmission System | Auburndale | Auburndale | Polk | CFWI | RAC | 1,500,000 | 1,500,000 | \$3,000,000 | \$1,500,000 | ongoing | 2/1/2018 | 1 | 0% | 1,500,000 |
| N547 | FY 14 | Heritage Pines Residential Reclaimed Water Service | Pasco County | Pasco Master | Pasco | Tampa Bay | RES | 430,000 | 430,000 | \$1,266,600 | \$633,300 | ongoing | 12/31/2015 | 1 | 0% | 430,000 |
| N552 | FY 14 | Plant City Reclaimed Water Seasonal Storage | Plant City | Plant City | Hillsborough | Tampa Bay | Study Pumping/Storage | | N/A | \$37,000 | \$18,500 | completed | 5/1/2016 | 0 | 0% | 0 |
| N555 | FY 14 | Dunedin Reclaimed Water Storage Tanks | Dunedin | Dunedin | Pinellas | Tampa Bay | GC | 100,000 | 100,000 | \$2,225,820 | \$1,082,910 | Ongoing | | 1 | 0% | 100,000 |
| N556 | FY 14 | Charlotte County RW Expansion/Construction-Phase 1 | Charlotte Count | Charlotte Maste | Charlotte | Southern | RES, RAC, GC | 2,230,000 | 2,230,000 | \$9,430,000 | \$4,715,000 | Ongoing | 12/31/2019 | 1 | 0% | 2,230,000 |
| N561 | FY 14 | Resident Initiated Reclaimed Water Expansion | Clearwater | Clearwater | Pinellas | Tampa Bay | RES | 188,000 | 133,000 | \$1,500,000 | \$750,000 | complete | 6/30/2016 | 1 | 0% | 133,000 |
| N604 | FY 15 | Feasibility Study- City of Venice Reclaimed Water Transmission with Forestburg Creek | City of Venice | Venice | Sarasota | Southern | Study | | N/A | \$50,000 | \$25,000 | complete | 12/31/2015 | 0 | 0% | 0 |
| N635 | FY 15 | Restoration - Pasco County Crews Lake | Pasco County | Pasco Master | Pasco | Tampa Bay | | 3,600,000 | 3,600,000 | | | Ongoing | | 1 | 0% | 3,600,000 |
| N649 | FY 15 | Shady Hills Reclaimed Water Storage Tank | Pasco County | Pasco Master | Pasco | Tampa Bay | Storage | | N/A | \$2,000,000 | \$1,000,000 | Ongoing | 3/31/2016 | 0 | 0% | 0 |
| N665 | FY 16 | Clearwater Groundwater Replenishment | Clearwater | Clearwater | Pinellas | Tampa Bay | | 2,400,000 | 2,400,000 | | | Ongoing | | 1 | 0% | 2,400,000 |
| N666 | FY 15 | Pasco Co. Recl. Water Treatment Wetland and Artificial Wetlands Phase 4 | Pasco County | Pasco Master | Pasco | Tampa Bay | | 2,200,000 | 2,200,000 | | | Ongoing | | 1 | 0% | 2,200,000 |
| N667 | FY 15 | North Port RW Transmission Main Phase 3 | North Port | North Port | Sarasota | Southern | RES, RAC, GC | 360,000 | 360,000 | \$1,320,000 | \$660,000 | Ongoing | 6/30/2018 | 1 | 0% | 360,000 |
| N673 | FY 15 | City of Bushnell Advanced Wastewater Project - Phase 1 | City of Bushnell | Bushnell | Sumter | Northern | | | N/A | | | Cancelled | | 0 | 0% | 0 |
| N694 | FY 16 | Reclaimed Water - City of New Port Richey | New Port Richey | New Port Richey | Pasco | Tampa Bay | | 339,000 | 339,000 | | | Cancelled | | 0 | 0% | 0 |
| N696 | FY 16 | Hernando County US19 Reclaimed Water Transmission Main | Hernando Coun | Hernando Glen | Hernando | Northern | GC | 4,000,000 | 1,700,000 | \$8,200,000 | \$4,100,000 | Ongoing | | 1 | 0% | 1,700,000 |
| N697 | FY 16 | Tampa Bay Golf and Country Club Reclaimed Water Storage | Pasco County | Pasco Master | Pasco | Tampa Bay | GC | 100,000 | 100,000 | \$300,000 | \$150,000 | Ongoing | | 1 | 0% | 100,000 |
| N739 | FY 16 | Winter Haven RW Auquifer Recharge | Winter Haven | Winter Haven # | Polk | Heartland | | | N/A | | | Ongoing | | 0 | 0% | 0 |
| N743 | FY 16 | Starkey Ranch Reclaimed Water Transmission | Pasco County | Pasco Master | Pasco | Tampa Bay | RES, RAC | 410,000 | 410,000 | \$1,910,000 | \$955,000 | Ongoing | | 1 | 0% | 410,000 |
| N751 | FY 16 | Tampa Augmentation | City of Tampa | Tampa | Hillsborough | Tampa Bay | | | N/A | | | Ongoing | | 1 | 0% | N/A |
| N755 | FY 17 | Hillsborough/Tampa/Plant City/Temple Terrace Reclaimed Water Transmission | Hillsborough Co | N/A | Hillsborough | Tampa Bay | | | N/A | | | Ongoing | | 1 | 0% | N/A |
| N772 | FY 17 | Polk County NERUSA Ridgewood and Loughman Reclaimed Water Transmission System (Phase 1) | Polk County | Polk Northeast | Polk | CFWI | RES | 345,000 | 345,000 | \$2,505,000 | \$1,252,500 | Ongoing | | 1 | 0% | 345,000 |
| N776 | FY 17 | Hillsborough Co - 19th Avenue Reclaimed Water Transmission Main | Hillsborough Co | Hillsborough S/(Hillsborough | Hillsborough | Tampa Bay | RES | 8,600,000 | 1,200,000 | \$6,098,000 | \$3,049,000 | Ongoing | 5/22/2018 | 1 | 0% | 1,200,000 |
| N778 | FY 17 | Pasco Bexley South Reclaimed Water Transmission | Pasco County | Pasco Master | Pasco | Tampa Bay | RES, RAC | 200,000 | 200,000 | \$225,000 | \$112,500 | Ongoing | 10/31/2017 | 1 | 0% | 200,000 |
| N781 | FY 17 | Hernando County Reclaimed Water Master Plan Revision | Hernando Coun | Hernando Multi | Hernando | Northern | Master Plan update | | N/A | \$150,000 | \$75,000 | Ongoing | 7/1/2018 | 1 | 0% | N/A |
| N791 | FY 17 | Pasco Starkey Ranch Reclaimed Water Transmission Project C | Pasco County | Pasco Master | Pasco | Tampa Bay | RES, RAC | 290,000 | 290,000 | \$913,600 | \$456,800 | Ongoing | 9/30/2020 | 1 | 0% | 290,000 |
| N792 | FY 17 | Pasco Reclaimed Water Transmission Main and Service Connection to the Waters Edge Community | Pasco County | Pasco Master | Pasco | Tampa Bay | RES, RAC, GC | 680,000 | 400,000 | \$2,500,000 | \$1,250,000 | Ongoing | 3/31/2017 | 1 | 0% | 400,000 |
| N796 | FY 17 | Winter Haven Southern Basin Auquifer Recharge Feasibility | Winter Haven | Winter Haven # | Polk | Heartland | | | N/A | | | Ongoing | | 1 | 0% | N/A |
| N804 | FY 17 | Sun City Golf Courses Reclaimed Water Expansion | Hillsborough Co | Hillsborough S/(Hillsborough | Hillsborough | Tampa Bay | GC | 2,000,000 | 2,000,000 | \$4,500,000 | \$2,250,000 | Ongoing | 10/8/2018 | 1 | 0% | 2,000,000 |
| N805 | FY 17 | Tarpon Springs Westwinds/Grassy Pointe Residential Reclaimed Water Project | City of Tarpon S | Tarpon Springs | Pinellas | Tampa Bay | RES Wastewater flow update | 70,000 | 70,000 | \$595,417 | \$297,708 | Ongoing | 7/31/2018 | 1 | 0% | 70,000 |
| N816 | FY 17 | Oldsmar Reclaimed Water Master Plan | City of Oldsmar | Oldsmar | Hillsborough | Tampa Bay | | | N/A | \$75,000 | \$37,500 | Ongoing | 12/31/2017 | 1 | 0% | N/A |
| N817 | FY 17 | Reclaimed Water - Hillsborough Countywide Major Transmission | Hillsborough Co | Hillsborough S/(Hillsborough | Hillsborough | Tampa Bay | GC, RAC | 150,000 | 150,000 | \$1,000,000 | \$500,000 | Ongoing | 10/8/2018 | 1 | 0% | 150,000 |
| W368 | FY 15 | Kracker Avenue Restoration | Hillsborough Co | Hillsborough So | Hillsborough | Tampa Bay | | | | | | ON HOLD | | 0 | 0% | 0 |
| WC02 | FY 15 | Citrus County Sugarmill Woods Adavnced | Citrus County | Citrus County S/Citrus | Citrus | Northern | | 470,000 | 470,000 | | | CANCELLED | | 0 | 0% | 0 |

| Row Labels | Sum of 2015 WWTF Flow (mgd) |
|--------------------|-----------------------------|
| Charlotte | 10.74 |
| Citrus | 3.21 |
| De Soto | 1.42 |
| Hardee | 1.21 |
| Hernando | 5.14 |
| Highlands | 2.53 |
| Hillsborough | 109.49 |
| Lake | 0.96 |
| Levy | 0.20 |
| Manatee | 29.89 |
| Marion | 4.20 |
| Pasco | 32.55 |
| Pinellas | 109.10 |
| Polk | 34.30 |
| Sarasota | 24.76 |
| Sumter | 6.44 |
| Grand Total | 376.14 |

| 2015 WWTP Flows | | |
|-----------------|--------|-------|
| Charlotte | 10.74 | 0.00 |
| Citrus | 3.21 | 0.00 |
| De Soto | 1.42 | 0.00 |
| Hardee | 1.21 | 0.00 |
| Hernando | 5.14 | 0.00 |
| Highlands | 2.46 | -0.07 |
| Hillsborough | 109.49 | 0.00 |
| Lake | 0.00 | -0.96 |
| Levy | 0.20 | 0.00 |
| Manatee | 29.89 | 0.00 |
| Marion | 4.16 | -0.05 |
| Pasco | 29.79 | -2.76 |
| Pinellas | 109.10 | 0.00 |
| Polk | 34.32 | 0.02 |
| Sarasota | 26.12 | 1.36 |
| Sumter | 6.44 | 0.00 |
| | 373.32 | -2.45 |

Two WWTPs reduced to below 100k, no future reporting

Marion Landing not included (no future reporting)

| Row Labels | Sum of 2015 Reuse Flow (mgd) |
|--------------------|------------------------------|
| Charlotte | 5.044 |
| Citrus | 0.754 |
| De Soto | 0.51 |
| Hardee | 0.77 |
| Hernando | 2.404 |
| Highlands | 0.022 |
| Hillsborough | 26.624 |
| Lake | 0 |
| Levy | 0 |
| Manatee | 15.849 |
| Marion | 3.291 |
| Pasco | 17.845 |
| Pinellas | 44.8425 |
| Polk | 20.312 |
| Sarasota | 13.99 |
| Sumter | 6.6 |
| Grand Total | 158.8575 |

| 2015 Reuse Flows | | |
|------------------|--------|-------|
| Charlotte | 5.04 | 0.00 |
| Citrus | 0.75 | 0.00 |
| De Soto | 0.66 | 0.15 |
| Hardee | 0.77 | 0 |
| Hernando | 2.40 | 0.00 |
| Highlands | 0.02 | 0.00 |
| Hillsborough | 26.62 | 0.00 |
| Lake | 0 | 0 |
| Levy | 0.00 | 0.00 |
| Manatee | 15.85 | 0.00 |
| Marion | 3.29 | 0.00 |
| Pasco | 17.85 | 0.00 |
| Pinellas | 44.84 | 0.00 |
| Polk | 20.33 | 0.02 |
| Sarasota | 13.99 | 0.00 |
| Sumter | 5.88 | -0.72 |
| | 158.31 | -0.55 |

| County | WWTF Name* | WAFR ID | WWTF Capacity ** (mgd) | 2015 Flow (mgd) | 2015 Reuse Flow (mgd) | WMD | Planning Region | |
|--------------|---|-----------|------------------------|-----------------|-----------------------|-----------|-----------------|--|
| Charlotte | CHARLOTTE CO. UTILITIES-EAST PORT | FL0040291 | 6 | 5.669 | 2.52 | SWFWMD | Southern | Charlotte County Utilities/Eastport |
| Charlotte | CHARLOTTE CO. UTILITIES-WESTPORT | FLA014048 | 1.2 | above | above | SWFWMD | Southern | Charlotte County/West Port |
| Charlotte | SANDHAVEN UTILITIES DECOMMISSIONED | FLA014053 | 0.099 | 0.07 | 0 | SWFWMD | Southern | |
| Charlotte | RIVERWOOD UTILITIES WWTF | FLA014060 | 0.499 | 0.149 | 0.778 | SWFWMD | Southern | Riverwoods Utilities |
| Charlotte | CHARLOTTE CO.-BURNT STORE | FLA014083 | 0.5 | 0.321 | 0.003 | SWFWMD | Southern | Charlotte County/Burnt Store |
| Charlotte | CHARLOTTE CO. UTILITIES-ROTONDA WEST | FLA014098 | 2 | above | above | SWFWMD | Southern | Charlotte County/Rotonda West |
| Charlotte | ENGLEWOOD WWTF | FLA014126 | 3 | 1.557 | 1.454 | SWFWMD | Southern | Englewood WD |
| Charlotte | GASPARILLA ISLAND WWTF | FLA014641 | 0.705 | 0.374 | 0.289 | SWFWMD | Southern | NOT INCLUDED IN TABLES |
| Charlotte | Punta Gorda WWTP | FLA118371 | 4 | 2.6 | 0 | SWFWMD | Southern | Punta Gorda, City of |
| Citrus | CITRUS CO.-BRENTWOOD REGIONAL WWTF | FLA011844 | 0.5 | 0.335 | 0 | SWFWMD | Northern | |
| Citrus | CITRUS CO.-MEADOWCREST WWTF | FLA011845 | 2 | 0.593 | 0.283 | SWFWMD | Northern | |
| Citrus | INVERNESS, CITY OF WWTF | FLA011847 | 1.5 | 0.499 | 0.262 | SWFWMD | Northern | |
| Citrus | CRYSTAL RIVER WWTF | FLA011848 | 1.5 | 0.713 | 0.195 | SWFWMD | Northern | |
| Citrus | BEVERLY HILLS - ROLLING OAKS | FLA011869 | 0.575 | 0.438 | 0 | SWFWMD | Northern | |
| Citrus | CITRUS CO.-CITRUS SPRINGS WWTF DECOMMISSIONED | FLA011877 | 0.2 | 0.103 | 0 | SWFWMD | Northern | |
| Citrus | CITRUS CO.-POINT O WOODS | FLA011893 | 0.036 | 0.02 | 0.014 | SWFWMD | Northern | |
| Citrus | CITRUS CO.-SW REGIONAL (Sugarmill) WRF | FLA011903 | 0.7 | 0.488 | 0 | SWFWMD | Northern | |
| Citrus | WALDEN WOODS MHP WWTF-DECOMMISSIONED | FLA011916 | 0.099 | 0.018 | 0 | SWFWMD | Northern | |
| De Soto | ARCADIA, CITY OF-WILLIAM TYSON WWTP | FL0027511 | 2 | 1.13 | 0.51 | SWFWMD | Southern | |
| De Soto | DESOTO CORRECTIONAL INSTITUTION | FLA011987 | 0.5 | 0.112 | 0 | SWFWMD | Southern | |
| De Soto | DESOTO COUNTY REGIONAL WWTP | FLA530808 | 0.75 | 0.182 | 0 | SWFWMD | Southern | Lakeland Elec Flows |
| Hardee | HARDEE COUNTY CORRECTIONAL | FLA012022 | 0.212 | 0.19 | 0 | SWFWMD | Heartland | |
| Hardee | WAUCHULA, CITY OF WWTP | FLA119890 | 1.2 | 0.676 | 0.676 | SWFWMD | Heartland | |
| Hardee | ZOLFO SPRINGS WWTF | FLA119903 | 0.2 | 0.132 | 0 | SWFWMD | Heartland | |
| Hardee | HARDEE CO.-BOWLING GREEN STP | FLA119911 | 0.32 | 0.122 | 0 | SWFWMD | Heartland | |
| Hardee | HARDEE CO.-WAUCHULA HILLS WWTP | FLA290980 | 0.36 | 0.094 | 0.094 | SWFWMD | Heartland | includes .677 mgd sent to sod farm |
| Hernando | HERNANDO CO.-BROOKRIDGE | FLA012028 | 0.75 | 0.288 | 0 | SWFWMD | Northern | |
| Hernando | HERNANDO CO.-RIDGE MANOR WEST WWTF | FLA012031 | 0.75 | 0.335 | 0 | SWFWMD | Northern | |
| Hernando | BROOKSVILLE/COBB ROAD WWTF | FLA012036 | 1.9 | 0.948 | 0.948 | SWFWMD | Northern | |
| Hernando | HERNANDO CO.-SPRING HILL WWTF | FLA012043 | 2.5 | 2.187 | 1.456 | SWFWMD | Northern | |
| Hernando | HERNANDO CO.-THE GLEN WWTF | FLA012069 | 3 | 0.638 | 0 | SWFWMD | Northern | |
| Hernando | HERNANDO CO.-HERNANDO AIRPORT SUBREGIONAL WWTF | FLA017223 | 1 | 0.743 | 0 | SWFWMD | Northern | |
| Highlands | SEBRING, CITY OF | FLA014311 | 1.5 | 0.942 | 0 | SWFWMD | Heartland | |
| Highlands | AVON PARK City of | FLA014313 | 1.5 | 0.849 | 0 | SWFWMD | Heartland | From FDEP Pub May 2016 |
| Highlands | SEBRING-WESTERN BLVD WWTP | FLA014328 | 0.2 | 0.0589 | 0 | SWFWMD | Heartland | |
| Highlands | TOMOKA HEIGHTS WWTP/PLACID UTILITIES | FLA014329 | 0.2 | 0.053 | 0 | SWFWMD | Heartland | |
| Highlands | SUN N LAKE ESTATES OF SEB | FLA014389 | 0.7 | 0.445 | 0 | SWFWMD | Heartland | |
| Highlands | SUN N LAKE OF SEBRING UNIT 4 Too Small | FLA016268 | 0.09 | 0.039 | 0 | SWFWMD | Heartland | Not included in Projections |
| Highlands | VILLAGES OF HIGHLANDS RIDGE WWTF Too Small Lowered to 95K | FLA143391 | 0.095 | 0.048 | 0 | SWFWMD | Heartland | Not included in Projections |
| Highlands | LAKE PLACID, TOWN OF WWTF #1 (North) | FLA281484 | 0.249 | 0.095 | 0.022 | SWFWMD | Heartland | |
| Hillsborough | Tampa-HOWARD F. CURREN AWTP | FL0020940 | 96 | 64.24 | 5.17 | SWFWMD | Tampa Bay | Decom 2016 |
| Hillsborough | PLANT CITY WRF | FL0026557 | 10 | 4.621 | 2.065 | SWFWMD | Tampa Bay | |
| Hillsborough | HILLSBOROUGH-RIVER OAKS AWWTP | FL0027821 | 10 | 7.75 | 8.233 | SWFWMD | Tampa Bay | |
| Hillsborough | HILLSBOROUGH-SOUTH COUNTY REGIONAL WWTP | FL0028061 | 10 | 4.48 | other | SWFWMD | Tampa Bay | |
| Hillsborough | HILLSBOROUGH-DALE MABRY AWWTP | FL0036820 | 6 | 3.76 | other | SWFWMD | Tampa Bay | |
| Hillsborough | HILLSBOROUGH-PEBBLE CREEK WWTF | FL0039896 | 0.4 | 0.311 | 0.201 | SWFWMD | Tampa Bay | |
| Hillsborough | HILLSBOROUGH-FALKENBURG ROAD | FL0040614 | 12 | 9.74 | 10.38 | SWFWMD | Tampa Bay | |
| Hillsborough | HILLSBOROUGH-VALRICO AWWTP | FL0040983 | 12 | 6.22 | other | SWFWMD | Tampa Bay | |
| Hillsborough | HILLSBOROUGH-NORTHWEST WRF | FL0041670 | 10 | 6.27 | other | SWFWMD | Tampa Bay | |
| Hillsborough | RICE CREEK WWTF | FL0122076 | 0.225 | 0.092 | 0 | SWFWMD | Tampa Bay | |
| Hillsborough | MACDILL AFB WWTP | FLA012124 | 1.2 | 0.579 | 0.554 | SWFWMD | Tampa Bay | |
| Hillsborough | WINDEMERE | FLA012138 | 0.185 | 0.12817 | 0 | SWFWMD | Tampa Bay | |
| Hillsborough | RIVERSIDE CLUB WWTP | FLA012169 | 0.12 | 0.056 | 0 | SWFWMD | Tampa Bay | |
| Hillsborough | HILLSBOROUGH-VAN DYKE WWTP | FLA012234 | 1.7 | 1.18 | other | SWFWMD | Tampa Bay | |
| Hillsborough | COUNTRY MEADOWS/GOLDEN LAKES | FLA122246 | 0.21 | 0.061 | 0.021 | SWFWMD | Tampa Bay | |
| Lake | VILLAGES-VILLAGES WWTF | FLA010555 | 1.64 | 0.956 | above | SWFWMD | Northern | |
| Levy | WILLISTON WWTF | FLA012612 | 0.45 | 0.202 | 0 | SWFWMD | Northern | |
| Manatee | PALMETTO WWTF | FL0020401 | 2.4 | 1.48 | 0.689 | SWFWMD | Southern | |
| Manatee | BRADENTON WWTF | FL0021369 | 9 | 6.51 | 0.86 | SWFWMD | Southern | |
| Manatee | MANATEE-NORTH WRF | FLA012617 | 7.5 | 3.4 | below | SWFWMD | Southern | |
| Manatee | MANATEE-SOUTHEAST WRF | FLA012618 | 11 | 6.1 | below | SWFWMD | Southern | |
| Manatee | MANATEE-SOUTHWEST WRF | FLA012619 | 15 | 12.4 | 14.3 | SWFWMD | Southern | |
| Marion | ON TOP OF THE WORLD/BAY LAUREL | FLA012683 | 1.25 | 0.48 | 0.309 | SWFWMD | Northern | On Top of the World/ Bay Laurel |
| Marion | Dunellon-RAINBOW SPRINGS WRF | FLA012693 | 0.23 | 0.137 | 0 | SWFWMD | Northern | Rainbow Springs (includes Rio Vista) |
| Marion | MARION CO.-OAK RUN | FLA012697 | 1.6 | 0.83 | 0.433 | SWFWMD | Northern | Marion Oak Run |
| Marion | MARION LANDING Lowered to 95K Not Required to Report | FLA012699 | 0.095 | 0.0456 | 0 | SWFWMD | Northern | Not included in Projections |
| Marion | DUNNELLON | FLA126594 | 0.335 | 0.161 | 0 | SWFWMD | Northern | Dunellon |
| Marion | OCALA WWTP #3 | FLA190268 | 4.43 | 2.504 | 2.504 | SWFWMD | Northern | Ocala #3 (includes 0.34 from #1) |
| Marion | MARION CO.-NW REGIONAL WWTF | FLA272060 | 0.2 | 0.045 | 0.045 | SWFWMD | Northern | MARION CO.-NW REGIONAL WWTF |
| Marion | JULIETTE FALLS WW Flows to City of Dunnellon | FLA490415 | 0.11 | 0 | 0 | SWFWMD | Northern | INCLUDED IN DUNNELLON |
| Pasco | PASCO CO.-LAND O'LAKES SUBREGIONAL WWTF | FLA012731 | 3.5 | 3.324 | below | SWFWMD | Tampa Bay | Pasco Co. Utilities/Land O' Lakes |
| Pasco | PASCO CO.-EMBASSY HILLS | FLA012735 | 3.5 | 2.277 | below | SWFWMD | Tampa Bay | Pasco Co. Utilities/Embassy Hills (planned decom.) |
| Pasco | PASCO CO.-SOUTHEAST PASCO SUBREGIONAL WWTF | FLA012737 | 3 | 2.707 | below | SWFWMD | Tampa Bay | Pasco Co. Utilities/South East |
| Pasco | PASCO CO.-SHADY HILLS SUBREGIONAL WWTF | FLA012741 | 14 | 5 | 14.367 | SWFWMD | Tampa Bay | Pasco Co. Utilities/Shady Hills Regional |
| Pasco | DADE CITY | FLA012742 | 1.5 | 0.712 | 0.407 | SWFWMD | Tampa Bay | Dade City, City of |
| Pasco | ZEPHYRHILLS, CITY OF | FLA012744 | 4.5 | 1.571 | 0.326 | SWFWMD | Tampa Bay | Zephyrhills, City of |
| Pasco | FGUA-SEVEN SPRINGS WWTF | FLA012752 | 2.5 | 1.665 | 1.155 | SWFWMD | Tampa Bay | Seven Springs/FGUA |
| Pasco | FGUA-JASMINE LAKES WWTF | FLA012768 | 0.308 | 0.233 | 0 | SWFWMD | Tampa Bay | Jasmine Lakes/FGUA |
| Pasco | FGUA-PALM TERRACE GARDENS WWTF | FLA012773 | 0.13 | 0.113 | 0 | SWFWMD | Tampa Bay | Palm Terrace Gardens/FGUA |
| Pasco | FOREST LAKE ESTATES/Labrador near Z-Hills | FLA012801 | 0.216 | 0.057 | 0 | SWFWMD | Tampa Bay | Forest Lakes Estates (Labrador) |
| Pasco | TRAVELER'S REST RV RESORT | FLA012831 | 0.1 | 0.02 | 0 | SWFWMD | Tampa Bay | Travelers Rest RV Park |
| Pasco | PASCO CO.-WESLEY CENTER SUBREGIONAL WWTF | FLA016094 | 6 | 4.719 | 0 | SWFWMD | Tampa Bay | Pasco Co. Utilities/Wesley Center Regional |
| Pasco | NEW PORT RICHEY WWTF, Pasco Co Portion | FLA127434 | | 2.761 | 0 | SWFWMD | Tampa Bay | |
| Pasco | NEW PORT RICHEY WWTF | FLA127434 | 7.5 | 5.821 | 1.59 | SWFWMD | Tampa Bay | TECO Flows 30.98 |
| Pasco | PASCO CO.-DEER PARK SUBREGIONAL WWTF DECOMMISSIONED | FLA439223 | 2.4 | 1.57 | 0 | SWFWMD | Tampa Bay | Grandfathered in |
| Pinellas | DUNEDIN WRF | FL0021326 | 6 | 4.6 | 2.4 | SWFWMD | Tampa Bay | |
| Pinellas | CLEARWATER-MARSHALL STREET AWWTP | FL0021857 | 10 | 6.63 | below | SWFWMD | Tampa Bay | |
| Pinellas | CLEARWATER-EAST AWWTP | FL0021865 | 5 | 2.38 | below | SWFWMD | Tampa Bay | |
| Pinellas | LARGO, CITY OF | FL0026603 | 18 | 12.79 | 5.17 | SWFWMD | Tampa Bay | |
| Pinellas | OLDSMAR WRF | FL0027651 | 2.25 | 1.51 | 0.634 | SWFWMD | Tampa Bay | |
| Pinellas | OLDSMAR WRF | FL0027651 | 0.1 | 0.118 | SWFWMD | Tampa Bay | | |
| Pinellas | TARPON SPRINGS WWTF | FL0030406 | 4 | 1.91 | 1.16 | SWFWMD | Tampa Bay | |
| Pinellas | Mid-County/Dynaflo | FL0034789 | 0 | 0.772 | 0 | SWFWMD | Tampa Bay | |
| Pinellas | PINELLAS CO.-SOUTH CROSS BAYOU | FL0040436 | 33 | 26.07 | 9.44 | SWFWMD | Tampa Bay | |
| Pinellas | PINELLAS CO.-WILLIAM E. DUNN WATER RECLAMATION FACILITY | FL0128775 | 9 | 6.6 | 6.5 | SWFWMD | Tampa Bay | Includes flows sent to Villages GCs |
| Pinellas | CLEARWATER-NORTHEAST AWWTF | FL0128937 | 13.5 | 6.04 | 4.21 | SWFWMD | Tampa Bay | |
| Pinellas | ON TOP OF THE WORLD Clearwater | FLA012905 | 0.6 | 0.436 | 0.4205 | SWFWMD | Tampa Bay | |
| Pinellas | ST. PETE-NORTHWEST WRF | FLA128821 | 20 | 11.03 | below | SWFWMD | Tampa Bay | |
| Pinellas | ST. PETE-ALBERT WHITTIED WRF-DECOMMISSIONED | FLA128830 | 12.4 | 2.23 | below | SWFWMD | Tampa Bay | Reuse includes purchased from Eastport WWTP |
| Pinellas | ST. PETE-SOUTHWEST WRF | FLA128848 | 20 | 17.16 | 14.79 | SWFWMD | Tampa Bay | |
| Pinellas | ST. PETE-NORTHEAST WRF | FLA128856 | 16 | 8.85 | below | SWFWMD | Tampa Bay | |
| Polk | Mulberry WWTP | FL0020338 | 0.75 | 0.335 | 0 | SWFWMD | Heartland | |
| Polk | ALBURNDALE, CITY OF-ALLRED WWTF | FL0021468 | 1.4 | 1.175 | 0.392 | SWFWMD | Heartland | |
| Polk | Winter Haven #3 WWTF | FL0036048 | 7.5 | 3.99 | 0 | SWFWMD | Heartland | |
| Polk | LAKELAND-GLENDALE WRF | FL0039772 | 13.7 | 9.06 | 7.25 | SWFWMD | Heartland | |
| Polk | OUTDOOR RESORTS AT ORLANDO WWTF | FLA011047 | 0.125 | 0.108 | 0 | SWFWMD | Heartland | |
| Polk | POLK CO.-SUN RAY WWTF | FLA012949 | 1 | 0.276 | 0 | SWFWMD | Heartland | |
| Polk | POLK CO.-SOUTHWEST REGIONAL WWTP | FLA012954 | 4 | 1.59 | 0.644 | SWFWMD | Heartland | |
| Polk | POLK CO.-NORTHEAST REGIONAL | FLA012967 | 6 | 3.01 | 1.603 | SWFWMD | Heartland | |
| Polk | POLK CO.-WAVERLY WWTF | FLA012968 | 0.13 | 0.025 | 0 | SWFWMD | Heartland | |
| Polk | LAKE ALFRED WWTF | FLA012975 | 0.9 | 0.492 | 0 | SWFWMD | Heartland | |
| Polk | BARTOW, CITY OF | FLA012976 | 4 | 2.829 | 2.829 | SWFWMD | Heartland | |
| Polk | HAINES CITY | FLA012977 | 2.97 | 1.48 | 0.932 | SWFWMD | Heartland | |
| Polk | FROSTPROOF WWTF | FLA012983 | 0.25 | 0.124 | 0 | SWFWMD | Heartland | |
| Polk | LAKELAND-NORTHSIDE WRF | FLA012985 | 8 | 3.95 | 3.948 | SWFWMD | Heartland | |
| Polk | GRENELEFE UTILITIES | FLA013016 | 0.34 | 0.103 | 0 | SWFWMD | Heartland | |
| Polk | Sweetwater Golf | FLA013082 | 0.07 | 0.054 | 0.026 | SWFWMD | Heartland | |
| Polk | SWISS VILLAGE MHP | FLA013102 | 0.141 | 0.04 | 0 | SWFWMD | Heartland | |
| Polk | SWISS GOLF CLUB | FLA013103 | 0.176 | 0.055 | 0 | SWFWMD | Heartland | |
| Polk | CYPRESS LAKES WWTF | FLA013123 | 0.19 | 0.096 | 0.096 | SWFWMD | Heartland | |
| Polk | POLK CORRECTIONAL INSTITUTION WWTF | FLA013360 | 0.313 | 0.228 | 0 | SWFWMD | Heartland | |
| Polk | FORT MEADE WWTF | FLA016529 | 1 | 0.49 | 0.49 | SWFWMD | Heartland | |
| Polk | ALBURNDALE, CITY OF-REGIONAL WWTP | FLA016559 | 3.07 | 1.308 | 0.228 | SWFWMD | Heartland | |
| Polk | WINTER HAVEN #2 WWTF | FLA129747 | 1.7 | 1.104 | 0.884 | SWFWMD | Heartland | |
| Polk | LAKE WALES WRF | FLA129844 | 2.19 | 1.151 | 0.468 | SWFWMD | Heartland | |
| Polk | POLK CO.-NORTHWEST REGIONAL | FLA178667 | 1.515 | 0.915 | 0.522 | SWFWMD | Heartland | |
| Polk | DUNDEE REGIONAL WWTF | FLA180416 | 0.7 | 0.121 | 0 | | | |

| | | | | | | | | |
|--------------------------|--|-----------|---------------|---------------|---------------|-----------------|----------|-------------------------------------|
| Sarasota | VENICE, CITY OF-EASTSIDE | FL0041441 | 6 | 3.059 | 2.71 | SWFWMD | Southern | |
| Sarasota | SARASOTA CO.-FRUITVILLE WWTP DECOMMISSIONED | FL0134589 | 2.5 | 0.507 | 0.419 | SWFWMD | Southern | |
| Sarasota | SARASOTA CO.-BEE RIDGE | FLA013372 | 8.7 | 5.9 | 5.73 | SWFWMD | Southern | |
| Sarasota | NORTH PORT WWTF | FLA013378 | 7 | 2.23 | 0.88 | SWFWMD | Southern | |
| Sarasota | CAMELOT LAKES | FLA013390 | 0.168 | 0.063 | 0.038 | SWFWMD | Southern | |
| Sarasota | SARASOTA CO.-CENTRAL/NORTH SARASOTA REGIONAL REUSE | FLA013455 | 4.8 | 4.11 | above | SWFWMD | Southern | From FDEP Pub May 2016 |
| Sarasota | SARASOTA CO.-VENICE GARDENS | FLA043494 | 2 | 1.76 | 1.23 | SWFWMD | Southern | |
| Sumter | WILDWOOD, CITY OF WWTF | FLA013497 | 3.55 | 1.653 | 1.616 | SWFWMD | Northern | INCLUDES 1.36 mgd flows to Villages |
| Sumter | SUMTER CORRECTIONAL INSTITUTIONAL | FLA013558 | 0.35 | 0.241 | 0.106 | SWFWMD | Northern | |
| Sumter | VILLAGES-LSSA WWTF | FLA017133 | 3 | 1.608 | 1.428 | SWFWMD | Northern | |
| Sumter | CONTINENTAL COUNTRY CLUB | FLA043699 | 0.2 | 0.082 | 0 | SWFWMD | Northern | |
| Sumter | Bushnell-DAVID HANSON WWTP | FLA188697 | 0.5 | 0.251 | 0 | SWFWMD | Northern | From FDEP Pub May 2016 |
| Sumter | VILLAGES-NSU WWTF | FLA281581 | 2.8 | 1.82 | 2.67 | SWFWMD | Northern | Reported |
| Sumter | VILLAGES-CENTRAL SUMTER UTILITY WWTF | FLA499951 | 1.6 | 0.78 | 0.78 | SWFWMD | Northern | MANUALLY CALCULATED FROM WWTP-RIB |
| 141 WWTPs in 2015 | | | TOTALS | 376.14 | 158.86 | 42% Util | | |

| | Reuse System Name | Reuse Type | Reuse Subtype | Part | Capacity (mgd) | Flow (mgd) | Area (acres)** | DEP | WMD |
|--------|-------------------------------|------------|---------------|------|----------------|------------|----------------|-----|--------|
| SUMTER | THE VILLAGES-LSSA | PAA&LI | OPAA | III | 0.45 | 0.20 | 140.4 | ORL | SWFWMD |
| SUMTER | THE VILLAGES-LSSA | GWR&IPR | RIB | IV | 0.21 | 0.05 | 2.6 | ORL | SWFWMD |
| SUMTER | THE VILLAGES-LSSA | PAA&LI | GCI | III | 3.00 | 1.23 | 860.5 | ORL | SWFWMD |
| SUMTER | THE VILLAGES-LSSA | IND | ATP | VII | 0.13 | 0.13 | | ORL | SWFWMD |
| SUMTER | THE VILLAGES-NSU MASTER REUSE | GWR&IPR | RIB | IV | 0.21 | 0.00 | 16.1 | ORL | SWFWMD |
| SUMTER | THE VILLAGES-NSU MASTER REUSE | PAA&LI | GCI | III | 6.36 | 4.03 | 2282 | ORL | SWFWMD |
| SUMTER | WILDWOOD, CITY OF | PAA&LI | OPAA | III | 2.00 | 1.36 | 1000 | ORL | SWFWMD |
| SUMTER | WILDWOOD, CITY OF | PAA&LI | GCI | III | 1.30 | 0.21 | 141.3 | ORL | SWFWMD |
| SUMTER | WILDWOOD, CITY OF | IND | ATP | VII | 0.00 | 0.00 | | ORL | SWFWMD |
| SUMTER | WILDWOOD, CITY OF | GWR&IPR | RIB | IV | 1.25 | 0.04 | 14 | ORL | SWFWMD |
| LAKE | THE VILLAGES-VILLAGES | GWR&IPR | RIB | IV | 0.75 | 0.42 | 8.75 | ORL | SWFWMD |
| LAKE | THE VILLAGES-VILLAGES | PAA&LI | OPAA | III | 0.41 | 0.07 | 60.44 | ORL | SWFWMD |
| LAKE | THE VILLAGES-VILLAGES | PAA&LI | GCI | III | 2.83 | 0.47 | 417 | ORL | SWFWMD |

To the Villages

| Sum of Flow (mgd) | Column Labels | | | | | |
|--------------------------------------|----------------|----------------|--------------|--------------|---------|-------------------------|
| Row Labels | ATP | GCI | OPAA | RIB | (blank) | Grand Total |
| THE VILLAGES-LSSA | 0.133 | 1.228 | 0.2 | 0.047 | | 1.608 |
| THE VILLAGES-NSU MASTER REUSE SYSTEM | | 4.03 | | 0 | | 4.03 |
| THE VILLAGES-VILLAGES | | 0.47 | 0.068 | 0.418 | | 0.956 |
| WILDWOOD, CITY OF | | 0 | 0.208 | 1.361 | 0.037 | 1.606 |
| (blank) | | | | | | |
| Grand Total | 0.133 | 5.936 | 1.629 | 0.502 | | 8.2 |
| | | GCI+OPAA | 7.565 | | | |
| | | ATP | 0.133 | | | |
| | | RIB | 0.502 | | | |
| | | | 8.2 | | | |
| | Double counted | Wildwood Flows | -1.36 | | | |
| | | | <u>6.84</u> | | | Total WWTP Flows |

| | | | | | | | | | | |
|---|--------------|-----------|-------|------|-------|-----|--|-------|--|------|
| Marion Oak Run | MARION | Northern | 1.32 | 0.43 | 0.88 | 33% | | 3.26 | | 0.43 |
| Auburndale, Allred (South Plant) | POLK | Heartland | 1.25 | 0.39 | 0.86 | 31% | | 1.56 | | 0.39 |
| New Port Richey, City of (Pasco related flows counted in below) | PASCO | Tampa Bay | 5.78 | 1.59 | 4.19 | 28% | | 5.61 | | 1.59 |
| Lake Placid/North #1 | HIGHLANDS | Heartland | 0.09 | 0.02 | 0.07 | 23% | | 0.09 | | 0.02 |
| Zephyrhills, City of | PASCO | Tampa Bay | 1.65 | 0.33 | 1.32 | 20% | | 1.96 | | 0.33 |
| Tampa, City of/Howard F. Curren (includes Temple Terrace) | HILLSBOROUGH | Tampa Bay | 64.35 | 5.17 | 59.18 | 8% | | 64.77 | | 5.17 |
| Charlotte County/Burnt Store | CHARLOTTE | Southern | 0.37 | 0.00 | 0.37 | 1% | | 0.57 | | 0.00 |
| Sebring, City of | HIGHLANDS | Heartland | 1.03 | 0.00 | 1.03 | 0% | | 1.39 | | 0.00 |
| Avon Park | HIGHLANDS | Heartland | 0.85 | 0.00 | 0.85 | 0% | | 0.87 | | 0.00 |
| Lake Alfred, City of | POLK | Heartland | 0.54 | 0.00 | 0.54 | 0% | | 0.74 | | 0.00 |
| Sun N Lake of Sebring Unit 23 | HIGHLANDS | Heartland | 0.54 | 0.00 | 0.54 | 0% | | 0.90 | | 0.00 |
| Polk County Utilities/SE-Sunray | POLK | Heartland | 0.30 | 0.00 | 0.30 | 0% | | 0.38 | | 0.00 |
| Polk County Correctional Institute | POLK | Heartland | 0.23 | 0.00 | 0.23 | 0% | | 0.22 | | 0.00 |
| Polk County Utilities/East-Waverly | POLK | Heartland | 0.23 | 0.00 | 0.23 | 0% | | 1.03 | | 0.00 |
| Hardee County Correctional | HARDEE | Heartland | 0.19 | 0.00 | 0.19 | 0% | | 0.18 | | 0.00 |
| Polk City/Mt Olive | POLK | Heartland | 0.17 | 0.00 | 0.17 | 0% | | 0.39 | | 0.00 |
| Dundee, Town of | POLK | Heartland | 0.16 | 0.00 | 0.16 | 0% | | 0.30 | | 0.00 |
| Zolfo Springs, City of | HARDEE | Heartland | 0.13 | 0.00 | 0.13 | 0% | | 0.13 | | 0.00 |
| Frostproof, City of | POLK | Heartland | 0.13 | 0.00 | 0.13 | 0% | | 0.15 | | 0.00 |
| Hardee Co -Bowling Green | HARDEE | Heartland | 0.12 | 0.00 | 0.12 | 0% | | 0.11 | | 0.00 |
| Davenport, City of | POLK | Heartland | 0.12 | 0.00 | 0.12 | 0% | | 0.36 | | 0.00 |
| Outdoor Resorts Orlando | POLK | Heartland | 0.11 | 0.00 | 0.11 | 0% | | 0.11 | | 0.00 |
| Grenelefe Resort | POLK | Heartland | 0.10 | 0.00 | 0.10 | 0% | | 0.11 | | 0.00 |
| Lake Placid/Tomoka #3 | HIGHLANDS | Heartland | 0.08 | 0.00 | 0.08 | 0% | | 0.17 | | 0.00 |
| Sebring Western | HIGHLANDS | Heartland | 0.06 | 0.00 | 0.06 | 0% | | 0.06 | | 0.00 |
| Swiss Golf Club | POLK | Heartland | 0.06 | 0.00 | 0.06 | 0% | | 0.06 | | 0.00 |
| Swiss Village | POLK | Heartland | 0.04 | 0.00 | 0.04 | 0% | | 0.04 | | 0.00 |
| Streamsong WWTP | POLK | Heartland | 0.02 | 0.00 | 0.02 | 0% | | 0.02 | | 0.00 |
| Airport /Hernando Co. | HERNANDO | Northern | 1.03 | 0.00 | 1.03 | 0% | | 2.18 | | 0.00 |
| Citrus-Sugar Mill Woods | CITRUS | Northern | 0.57 | 0.00 | 0.57 | 0% | | 0.92 | | 0.00 |
| Citrus-Beverly Hills-Rolling Oaks | CITRUS | Northern | 0.44 | 0.00 | 0.44 | 0% | | 0.47 | | 0.00 |
| Citrus-Brentwood | CITRUS | Northern | 0.39 | 0.00 | 0.39 | 0% | | 0.59 | | 0.00 |
| Citrus-Citrus Springs | CITRUS | Northern | 0.38 | 0.00 | 0.38 | 0% | | 1.50 | | 0.00 |
| Ridge Manor/Hernando Co. | HERNANDO | Northern | 0.35 | 0.00 | 0.35 | 0% | | 0.43 | | 0.00 |
| City of Bushnell | SUMTER | Northern | 0.33 | 0.00 | 0.33 | 0% | | 0.64 | | 0.00 |
| Brookridge/Hernando Co. (to decom 2016, flows to Glen) | HERNANDO | Northern | 0.28 | 0.00 | 0.28 | 0% | | 0.27 | | 0.00 |
| Williston, City of | LEVY | Northern | 0.21 | 0.00 | 0.21 | 0% | | 0.22 | | 0.00 |
| Dunellon | MARION | Northern | 0.20 | 0.00 | 0.20 | 0% | | 0.34 | | 0.00 |
| Rainbow Springs (includes Rio Vista) | MARION | Northern | 0.14 | 0.00 | 0.14 | 0% | | 0.14 | | 0.00 |
| Continental Country Club | SUMTER | Northern | 0.08 | 0.00 | 0.08 | 0% | | 0.09 | | 0.00 |
| Walden Woods WWTF (Decommissioned) | CITRUS | Northern | 0.02 | 0.00 | 0.02 | 0% | | 0.02 | | 0.00 |
| Punta Gorda, City of | CHARLOTTE | Southern | 2.62 | 0.00 | 2.62 | 0% | | 2.69 | | 0.00 |
| Desoto Co WWTF | DESOTO | Southern | 0.18 | 0.00 | 0.18 | 0% | | 0.19 | | 0.00 |
| DeSoto Correctional Institution | DESOTO | Southern | 0.11 | 0.00 | 0.11 | 0% | | 0.11 | | 0.00 |
| Sandalhaven Utilities (Decommissioned) | CHARLOTTE | Southern | 0.07 | 0.00 | 0.07 | 0% | | 0.07 | | 0.00 |
| Mid-County/Dyna-Flow | PINELLAS | Tampa Bay | 0.76 | 0.00 | 0.76 | 0% | | 0.73 | | 0.00 |
| Jasmine Lakes/FGUA | PASCO | Tampa Bay | 0.23 | 0.00 | 0.23 | 0% | | 0.22 | | 0.00 |
| Windemere Utility Company | HILLSBOROUGH | Tampa Bay | 0.13 | 0.00 | 0.13 | 0% | | 0.12 | | 0.00 |
| Palm Terrace Gardens/FGUA | PASCO | Tampa Bay | 0.11 | 0.00 | 0.11 | 0% | | 0.11 | | 0.00 |
| Forest Lakes Estates (Labrador) | PASCO | Tampa Bay | 0.09 | 0.00 | 0.09 | 0% | | 0.24 | | 0.00 |
| Rice Creek Utility | HILLSBOROUGH | Tampa Bay | 0.09 | 0.00 | 0.09 | 0% | | 0.09 | | 0.00 |
| CAX Riverside | HILLSBOROUGH | Tampa Bay | 0.06 | 0.00 | 0.06 | 0% | | 0.05 | | 0.00 |
| Travelers Rest RV Park | PASCO | Tampa Bay | 0.02 | 0.00 | 0.02 | 0% | | 0.02 | | 0.00 |