

## WATER TOPICS

# SPRINKLES

number 1

A Southwest Florida Water Management District Newsletter for Grades K-2

Hi!

My name is Ripply. I am a drop of water and I am here to help you learn all about water.

We will read stories. We will play games. We will even color a rainbow! Everything we do will be about water. We will begin now !

## Water Wows!

Every living thing needs water.

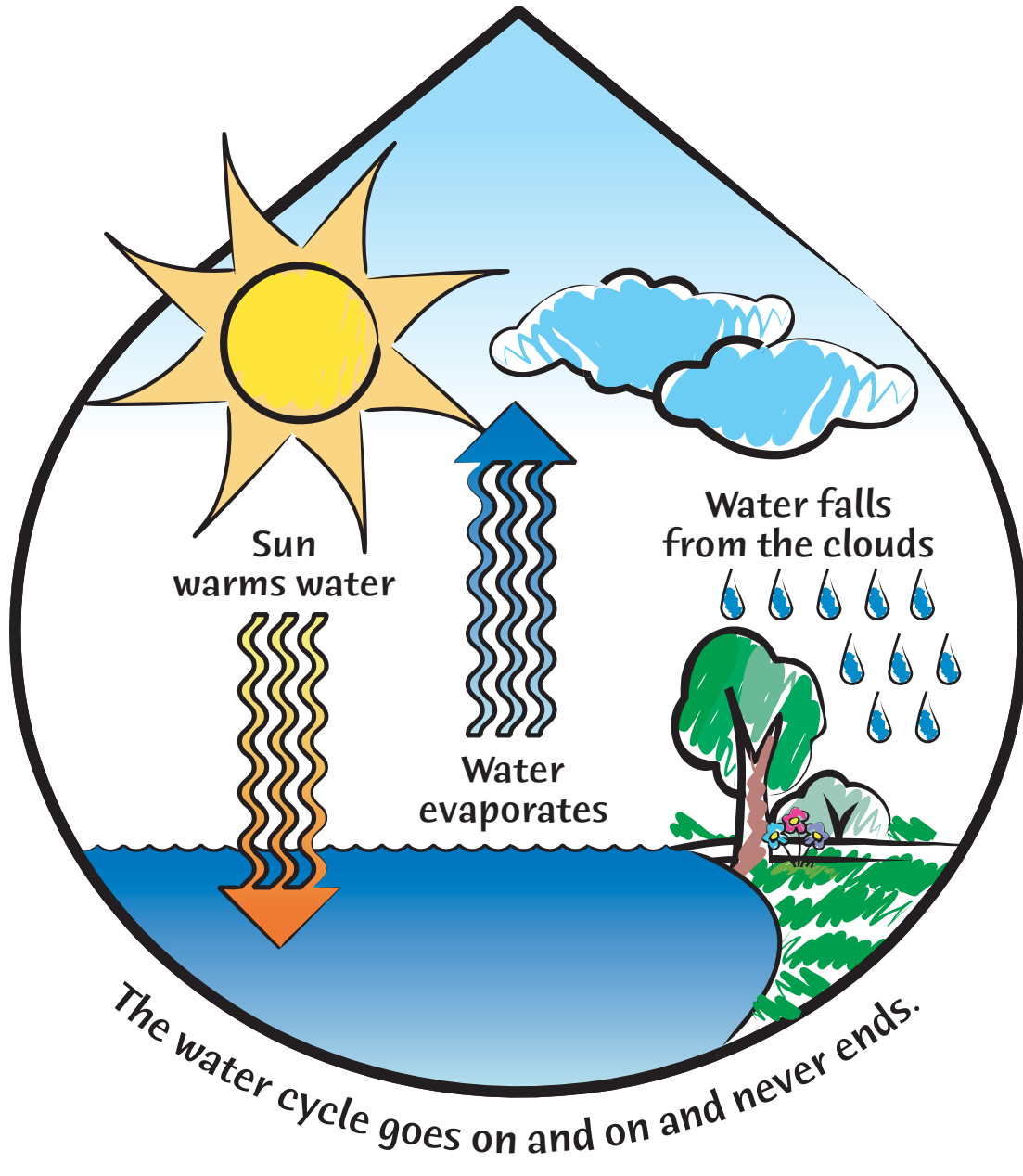
WOW!





# Our Water Cycle

Water is always moving.  
Water moves from the air down to the earth.  
Water moves from the earth up into the air.  
It is the water cycle!







# Our Water Bodies




A **lake** is a large body of fresh water.



An **ocean** is a large body of salty water.



A **river** is a body of flowing fresh water.



A **pond** is a small body of fresh water.

What water bodies have you seen?  
Do you have any water bodies near your home? Describe them.

## What Needs Water?



Match each word with its picture.  
Then tell which things need water.



Make up more pictures and words for extra fun!



flower




cat

table




duck

tree










# be a water saver















Start



# How to Play:


-  **1** Cut small circles out of construction paper so that each player has a different color playing piece.
-  **2** Place circles at **Start**.
-  **3** Take turns flipping a coin and moving ahead.  
Heads – Move 1 space forward.  
Tails – Move 2 spaces forward.
-  **4** Player who lands on a water drop should tell one way to save water.  
This player gets an extra turn!
-  **5** The first player to reach **The End** is the winner.



We use  in many ways. In our  s, we use  for cooking. We wash our dishes and clothes with . We use  to keep ourselves clean. We also use  to keep our  s and  s clean. Outdoors, we use  to keep our lawns  and make our  grow.  is very important to all of us.

Try not to waste . We need to share  with everyone.

The End



# Water Watcher Activity

Here is your chance to really see water that is in the air. Try the activity below. It is cool!



## Directions:

1. Place several ice cubes in a jar.
2. Put the lid on the jar and tighten it.
3. Wipe off the outside of the jar with a paper towel.
4. Set the jar in a warm place.

## Questions:

1. How long did it take for the ice cubes to melt?
2. What happened to the outside of the jar? Why?





# Rainbows

A rainbow is a pretty light show!  
After a rainfall, a rainbow may appear in the sky.  
Color Ripply's rainbow below.  
Then name the colors in the rainbow.

red  
orange  
yellow  
green  
blue  
indigo  
violet

Sun

Rainbow Colors

\_\_\_\_\_

\_\_\_\_\_

\_\_\_\_\_

\_\_\_\_\_

\_\_\_\_\_

\_\_\_\_\_

\_\_\_\_\_