


Grades Pre-K – 2

Southwest Florida
Water Management District

WATERMATTERS.ORG • 1-800-423-1476



Name _____

Directions

The activities in this book are designed to help children learn about important water resources education concepts.

1

Where Do We Live?

Ask the child to describe where we live in Florida. Then ask the child to color the map.
Sunshine State Standards, Social Studies SS.B.1.1: The student understands the world in spatial terms.

2

Make a Word

Ask the child to talk about each picture and identify its beginning letter. The words are *waves*, *apple*, *table*, *eleven*, *rainbow*.
Ask the child to combine the letters to spell w-a-t-e-r.
Sunshine State Standards, Language Arts LA.K.1.7, LA.1.1.7, LA.2.1.7: The student uses a variety of strategies to comprehend grade level text.

3

The Water Cycle

The sun provides energy for the water cycle. Ask the child to talk about how water moves through the continuous cycle.
Then ask the child to color the illustration.
Sunshine State Standards, Science SC.B.1.1: The student recognizes that energy may be changed in form with varying efficiency.

4

Water Is Life

Talk about each picture. Ask the child to make a check mark next to the things that need water to live.
Sunshine State Standards, Science SC.F.1.1: The student describes patterns of structure and function in living things.

5

Save or Waste?

Talk about the different examples of saving and wasting water. Ask the child to circle "save" or "waste" for each picture.
Sunshine State Standards, Science SC.D.2.1: The student understands the need for protection of the natural systems on earth.

6

Conservation

Water conservation is the act of protecting our water from waste or loss. For each picture, ask the child to use the letters in c-o-n-s-e-r-v-a-t-i-o-n to make a smaller word. Answers: one, nose, car, ten, can, net, nest, note.
Sunshine State Standards, Language Arts LA.K.1.7, LA.1.1.7, LA.2.1.7: The student uses a variety of strategies to comprehend grade level text.

7

Aquifer Maze

The aquifer is a spongelike underground layer of rocks that can hold and release water. Ask the child to trace the path to the aquifer.
Sunshine State Standards, Mathematics MA.C.1.1: The student describes, draws, identifies and analyzes two- and three-dimensional shapes.

8

My Rainbow

Sometimes when the sun comes out after it rains, a rainbow will appear in the sky. Describe a rainbow. Ask the child to connect the dots in order and then color the picture.
Sunshine State Standards, Mathematics MA.A.2.1: The student understands number systems.

9

Water Puzzle

Talk about the different forms of water. Then ask the child to color the picture.
Note: Complete pages 9 and 10 before cutting the puzzle pieces.

Sunshine State Standards, Mathematics MA.C.2.1: The student visualizes and illustrates ways in which shapes can be combined, subdivided and changed.

10

My Water Puzzle

Ask the child to draw and color a picture about water. Then cut the pieces to make two puzzles.

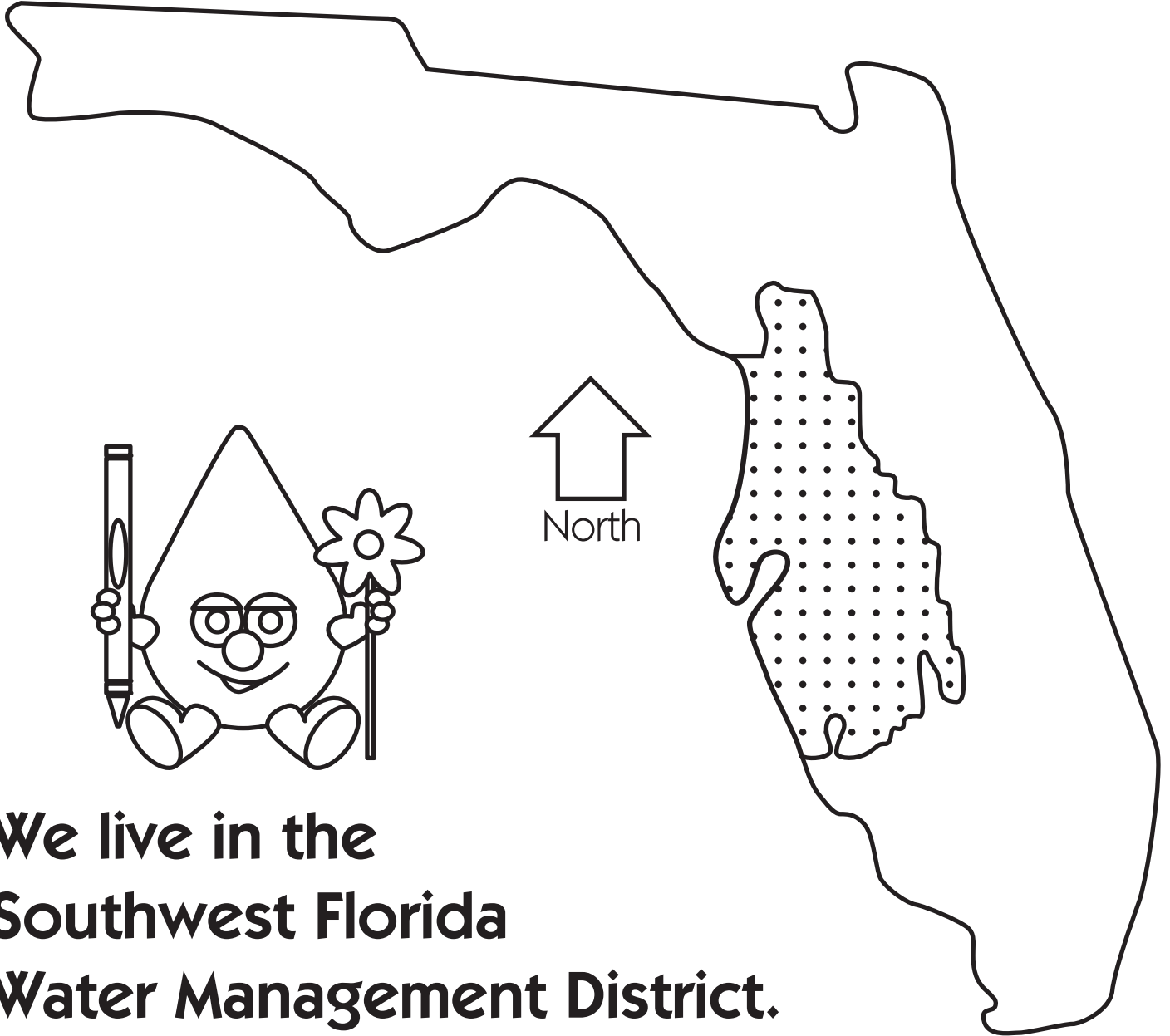
Sunshine State Standards, Visual Arts VA.B.1.1: The student creates and communicates a range of subject matter, symbols and ideas using knowledge of structures and functions of visual arts.

For additional information or to order free educational materials, contact the Southwest Florida Water Management District at (352) 796-7211 or 1-800-423-1476 (FL only), ext. 4757, or visit our online order form at WaterMatters.org/publications!

VISAY 01-10

The Southwest Florida Water Management District (District) does not discriminate on the basis of disability. This nondiscrimination policy involves every aspect of the District's functions, including access to and participation in the District's programs and activities. Anyone requiring reasonable accommodation as provided for in the Americans with Disabilities Act should contact the District's Human Resources Director, 2379 Broad St., Brooksville, FL 34604-6899; telephone (352) 796-7211 or 1-800-423-1476 (FL only), ext. 4702; TDD 1-800-231-6103 (FL only); or email ADACoordinator@WaterMatters.org.

Where Do We Live?




**We live in the
Southwest Florida
Water Management District.**


Color our area  yellow.
Color the rest of Florida green.

Make a Word

Write the first letter of each thing.




Now write your word here.



The Water Cycle

Water moves in a cycle.


Color the different parts of the water cycle.



Water Is Life

Which things need water to live?

Make a under each thing.




fish




umbrella




frog




boat



flower




table



book




cup




duck



cat




bee




chair

Save or Waste?


Circle *Save* or *Waste* for each picture.




Pouring a full glass of water down the sink




Pouring extra water on a plant



Filling a bathtub to the top




Taking a short shower



Brushing teeth with water off




Brushing teeth with water on




Conservation

Use the letters in c-o-n-s-e-r-v-a-t-i-o-n.
Write a new word next to each picture.

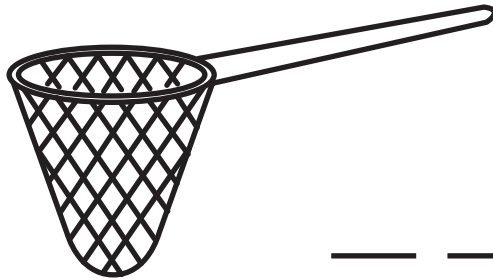
1






10






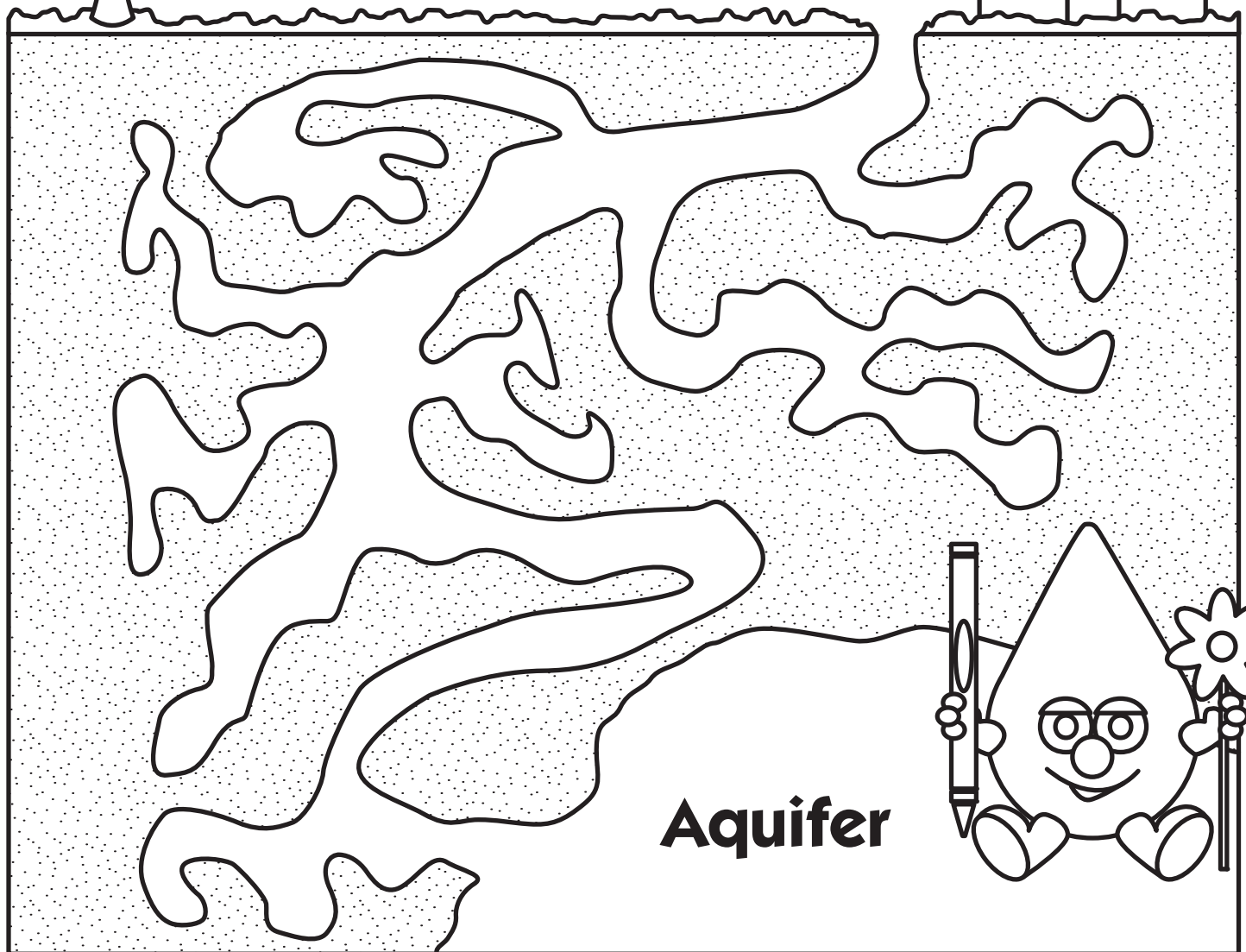







Aquifer Maze

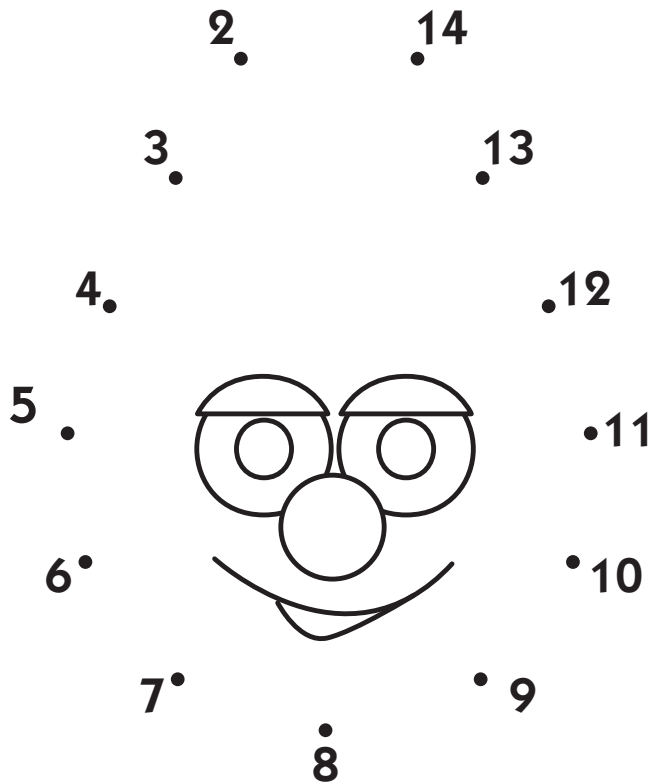
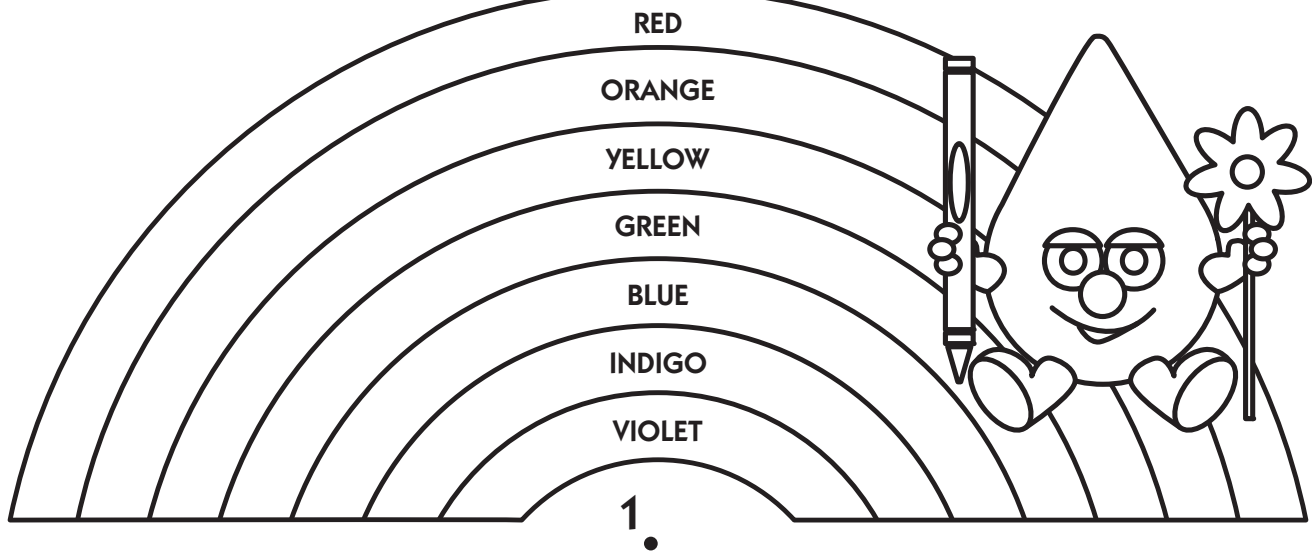


Help the water drops
find their way to
the aquifer.



Aquifer

My Rainbow




Connect the dots. Then color the picture.

Water Puzzle

Color the picture. Cut along the dotted lines.
Then put the puzzle together.




WATER CAN
BE IN



THREE FORMS.



SOLID



LIQUID



GAS

My Water Puzzle

Draw a picture with water in it.
Cut out the pieces to make a puzzle.

