





APPROVED AT THE GOVERNING BOARD MEETING ON JANUARY 25, 2011

MEMORANDUM

TO: Governing Board Members

THROUGH: David L. Moore, Executive Director 

FROM: Kurt P. Fritsch, Acting Deputy Executive Director, Management Services   
Daryl F. Pokrana, Finance Director   
Linda R. Pilcher, Assistant Finance Director 

SUBJECT: **Fiscal Year 2012** Budget Development Process

---

This memorandum and attachments provide an overview of the District's planned fiscal year (FY) 2012 budget development process. The following are provided for your review and acceptance to enable staff to proceed with development of the draft budget:

**Budget Calendar:** The calendar illustrates the District's budget development process for FY2012, including the statutory notice and hearing requirements of the Truth-In-Millage (TRIM) laws and the Executive Office of the Governor's (EOG) standard reporting process for water management districts. The process starts in late January 2011 with the distribution of the approved budget preparation guidelines to the departments.

**Strategic Initiatives:** The strategic initiatives for FY2012 have been excerpted from the District's Strategic Plan approved by the Governing Board on November 16, 2010. The strategic initiatives provide focus for departments to identify the budgetary requirements necessary to carry out District programs. These initiatives are consistent with the Governor's budget approval letter dated September 16, 2010, which is attached for reference.

**General Budget Preparation Assumptions:** The general budget preparation assumptions needed to start the development of the FY2012 budget are outlined. Staff will continue to monitor activities in Tallahassee and nationally. As updated information becomes available that may impact these assumptions, staff will report back to the Governing Board for consideration.

**Program and Activity Allocations Report:** The Program and Activity Allocations report, which is a standard format required by the EOG as part of the August 1 tentative budget submission by the water management districts, is provided for reference. This report displays the District's FY2011 budget according to the six statutorily defined program areas and the underlying program activities. The program budgets are then allocated into the District's four statutorily established areas of responsibility: Water Supply, Water Quality, Flood Protection, and Natural Systems.

LRP:jlm  
Attachments (5)  
cc: Doug Tharp, Treasurer  
Senior Staff  
Budget Staff  
Department Budget Contacts

**SOUTHWEST FLORIDA WATER MANAGEMENT DISTRICT**  
**Fiscal Year 2012 Budget Calendar**

Rev. 01/12/11

| <u>DATES</u>       | <u>ACTIVITY</u>   | <u>RESPONSIBILITY</u>  |
|--------------------|---|--|
| October 2010       | Annual Basin Board Planning Workshops   | Basin Boards   |
|                    | Formal Update Water Supply & Water Resource Development (WS&WRD) Funding Plan Over Planning Horizon of 2030   |  |
| October            | Cooperative Funding Meetings  | Staff/Prospective Cooperators/Public   |
| December 1-31      | Develop FY2012 Budget Preparation Guidelines  | Executive/Budget   |
| December 3         | FY2012 Cooperative Funding Applications Due   | Prospective Cooperators  |
| January 1-31, 2011 | Review FY2012 Cooperative Funding Applications  | Staff  |
| January 4          | FY2011 First Quarter Financial Report & Planning Forecast   | Directors/Budget   |
| <b>January 25</b>  | <b>Governing Board Review FY2012 Budget Development Process</b>   | <b>Executive/Budget/Governing Board</b>                                      |
| Beginning          | Performance Budgeting Training  | Budget/Financial Systems/Staff   |
| January 27         | Distribute FY2012 Budget Preparation Guidelines   | Budget   |
| February           | Basin Boards Review Cooperative Funding Applications  | Basin Boards   |
| February           | Identify New or Continuing FY2012 Major Alternative WS&WRD Projects from Cooperative Funding Submittals   | Staff  |
| February 7         | Rank FY2012 Cooperative Funding Applications  | Staff  |
| February 18        | Recurring Budget Requests and Staff Resource Allocations Due  | Directors  |
| February 25        | New and Non-Recurring Budget Requests Due   | Directors  |
| March 4            | Capital Improvements Plan Requirements Due  | Directors  |
| March 4            | General Services and Information Resources Departments New and Non-Recurring Budget Requests Due  | Directors  |
| March 7            | Preliminary Budget Summary  | Executive/Budget   |
| March 9-25         | Executive Review of Budget Submissions  | Executive/Budget/Directors   |
| March 28-April 1   | Departmental Follow-up Review (Executive Adjustments)   | Executive/Budget/Directors   |
| March 29           | Present FY2012 WS&WRD Projects; Update Existing Project Costs and Schedule/Budget Update  | Governing Board  |
| March 29           | FY2012 Budget Update – Update Ad Valorem Revenue Estimates following State’s Revenue Estimating Conference  | Executive/Budget/Governing Board   |
| April              | Basin Boards Review Preliminary Budgets   | Basin Boards   |
| April              | Present FY2012 Basin WS&WRD Projects; Update Existing Project Costs and Schedule/Budget Update  | Basin Boards   |
| April 1            | FY2011 Second Quarter Financial Report & Planning Forecast and Comprehensive Review of Project Budgets and Encumbrances   | Directors/Budget   |
| April 4            | Executive Budget Summary (All Funds)  | Executive/Budget   |
| April 26           | FY2012 Budget Update  | Executive/Budget/Governing Board   |
| May 24             | FY2012 Budget Update – Update Revenue Estimates following 2011 Legislative Session  | Executive/Budget/Governing Board   |
| June               | Basin Boards Review Proposed Budgets & Adopt Proposed Millage Rates   | Basin Boards   |
| June               | Review Elements of WS&WRD Funding Plan Relative to Costs & Schedule of Proposed Projects and Planned Funding  | Basin Boards   |
| June 1             | Estimates of Taxable Value from County Property Appraisers  | Property Appraisers/Budget   |
| June 2             | Completion of Executive Review of FY2012 Recommended Annual Service Budget  | Executive/Budget   |
| June 9             | Picture-In-Time for FY2012 Recommended Annual Service Budget  | Budget   |
| June 28            | Presentation of FY2012 Recommended Annual Service Budget Including Draft Information Resources Department Five-Year Technology Plan and Draft Five-Year Capital Improvements Plan | Executive/Budget/Governing Board<br>Executive/IRD/Budget/<br>Governing Board |

**SOUTHWEST FLORIDA WATER MANAGEMENT DISTRICT**  
**Fiscal Year 2012 Budget Calendar** (continued)

Rev. 01/12/11

| <u>DATES</u>    | <u>ACTIVITY</u>   | <u>RESPONSIBILITY</u>                    |
|-----------------|---|--|
| July 1-15       | Certifications of Taxable Value from County Property Appraisers   | Property Appraisers/Budget               |
| July 5          | FY2011 Third Quarter Financial Report & Planning Forecast   | Directors/Budget                         |
| July 26         | FY2012 Budget Update & Adopt Proposed Millage Rates for District and Watershed Basins   | Executive/Budget/Governing Board         |
| August          | Basin Boards Review Final Budgets & Adopt Final Millage Rates and Budgets   | Basin Boards                             |
| August          | Update WS&WRD Funding Plan Revenue Assumptions with Final FY2012 Ad Valorem Revenue Estimates & Make Necessary Adjustments to Budget  | Basin Boards/Governing Board             |
| August 1        | Submit Standard Format Tentative Budget to Governor, President of the Senate, Speaker of the House, Legislative Committee Chairs, Secretary of the Department of Environmental Protection, and each County Commission   | Budget                                   |
| August          | Executive Office of the Governor (EOG) Budget Review  | EOG/Legislature/DEP/<br>Executive/Budget |
| August 4        | Submit Proposed Millage Rates & Preliminary Disclosure of Maximum Millage Levies to County Property Appraisers  | Budget                                   |
| August 30       | FY2012 Budget Update  | Executive/Budget/Governing Board         |
| September 5     | House and Senate Appropriations and Appropriate Substantive Committee Chairs Comments Due   | Legislature                              |
| September 13    | Public Hearing (Tentative Budget) – Tampa Service Office  | Governing Board                          |
| September 20    | EOG Budget Review Comments and Approval Due   | EOG                                      |
| September 22-25 | Advertise Millage Rates and Budget  | Budget                                   |
| September 27    | Public Hearing (Final Budget) – Tampa Service Office  | Governing Board                          |
| October 1       | Forward Resolution to County Property Appraisers, County Tax Collectors & Department of Revenue   | Budget                                   |
| October 7       | Issue FY2012 Budget in Brief Report   | Budget                                   |
| October 27      | Certify Compliance to Department of Revenue Including the DR-487, DR-420s, DR-422s, DR-420 MMs & DR-487V  | Budget                                   |
| December 15     | EOG Report on Review of Water Management District Budgets for FY2012  | EOG                                      |
| December 31     | Certify Compliance to Department of Financial Services  | Budget                                   |
| March 1, 2012   | Submit Consolidated Water Management District Annual Report (including the Five-Year Capital Improvements Plan) to Governor, President of the Senate, Speaker of the House, Legislative Committee Chairs, Secretary of the Department of Environmental Protection, and each County Commission | Planning/Budget                          |

## **SOUTHWEST FLORIDA WATER MANAGEMENT DISTRICT Fiscal Year 2012 Strategic Initiatives**

The following FY2012 strategic initiatives, by Area of Responsibility (AOR), are included in the District's Strategic Plan submitted to and approved by the Governing Board on November 16, 2010. Florida Statutes, especially Chapter 373, authorize the District to direct a wide range of initiatives, programs, and actions. These responsibilities can be grouped under four general areas: water supply, water quality, natural systems, and flood protection. In developing the Strategic Plan, the District has established a goal statement for each of these areas, along with strategic initiatives designed to meet those goals. The strategic initiatives provide focus for departments to identify budgetary requirements necessary to carry out District programs, and serve as the foundation for developing the annual service budget.

### **Water Supply**

**Regional Water Supply Planning:** Identify, communicate and promote consensus on the strategies and resources necessary to meet future reasonable and beneficial water supply needs.

**Alternative Water Supplies:** Increase development of alternative sources of water to ensure groundwater and surface water sustainability.

**Reclaimed Water:** Maximize beneficial use of reclaimed water to offset potable-quality water supplies.

**Conservation:** Enhance efficiencies in all water use sectors to reduce demands on all water supplies.

### **Water Quality**

**Water Quality Assessment and Planning:** Collect and analyze data to determine local and regional water quality status and trends in order to support resource management decisions and restoration initiatives.

**Water Quality Maintenance and Improvement:** Develop and implement programs, projects and regulations to maintain and improve water quality.

### **Natural Systems**

**Minimum Flows and Levels (MFLs) Establishment and Recovery:** To prevent significant harm and re-establish the natural ecosystem, determine MFLs and, where necessary, develop and implement recovery plans.

**Conservation and Restoration:** Identify critical environmentally sensitive ecosystems and implement plans for protection or restoration.

### **Flood Protection**

**Floodplain Management:** Develop better floodplain information and apply in the implementation of floodplain management programs to maintain storage and conveyance and to minimize flood damage.

**Emergency Flood Response:** Operate District flood control and water conservation structures, providing effective and efficient assistance to state and local governments and the public to minimize flood damage during and after major storm events.

**SOUTHWEST FLORIDA WATER MANAGEMENT DISTRICT**  
**Fiscal Year 2012 Strategic Initiatives** (continued)

Since the adoption of the FY2012 Strategic Plan, the following five emerging issues have been discussed with the Governing Board Outreach and Planning Committee at its strategic planning meeting on January 11, 2011. Staff recommends the Board include these strategic initiatives as part of the FY2012 budget development.

**Fiscal Accountability:** The District is currently reviewing all programs and projects to ensure maximum value to the public and to determine opportunities for additional millage reductions. This also includes a comprehensive staffing analysis to ensure current staffing levels are in line with permitting trends.

**Regulatory Accountability:** The District will be conducting a comprehensive review of all District rules to eliminate any rules no longer needed or streamline existing rules where appropriate.

**E-Permitting and Data Submittal:** The District now has the ability to accept all permit applications online. Focus on completion of IT modernization to enable the District to reach our goal of obtaining an 80% utilization rate for water use permits and environmental resource permits. We already have an 85% utilization rate for well construction permits.

**Central Florida Coordination Area (CFCA):** The District is continuing to coordinate efforts with the St. Johns River and South Florida water management districts to identify and ensure the development of alternative supplies to meet the growing public supply demands in central Florida. The majority of the CFCA area within this District is already included in the Southern Water Use Caution Area (SWUCA), which is on track to meet its 2025 recovery goals.

**Springs Initiative:** The District's Springs Protection Initiative was established to promote protection of springs through conservation, restoration and public education, and to identify resource management concerns within our spring basins. Elements of the Springs Initiative focus on tracking nutrient trends in spring recharge areas to determine the success of management actions and public outreach efforts in effectively managing sources of nutrients that can impact groundwater in springsheds. These data are also used by District staff to determine pollutant load reduction goals, plan for restoration and land acquisition initiatives, and support Cooperative Funding Initiative projects.

## **SOUTHWEST FLORIDA WATER MANAGEMENT DISTRICT**

### **Fiscal Year 2012 Strategic Initiatives** (continued)

All the various functions of the District have been evaluated and categorized into seven core business processes. To successfully achieve the strategic initiatives, the District must excel in each of the following processes. Consistent with this, budgets will be established for these processes in support of the strategic initiatives.

**Water Resources Planning** oversees watershed and basin management planning for inter- and intra-District water and related resources (including the development of minimum flows and levels) and other comprehensive water resource planning in partnership with local, state, regional, federal and other stakeholders. This process also includes identifying, collecting, analyzing and timely disseminating relevant and accurate data to interested parties.

**Innovative Projects: Public Works, Restoration and Land Acquisition** initiates and supports creative, collaborative projects to produce measurable benefits to the environment, water resources, critical knowledge and the regional community. The process includes capital projects for water resource development and water supply development assistance, water control and conservation, land acquisition, restoration of lands and water resources, administrative facilities construction and internal projects.

**Outreach/Education** provides citizens, visitors, media, elected officials, educators and other stakeholders with essential water resource information and ombudsman support to foster behaviors, secure funding and assist in developing laws that conserve, protect and sustain Florida's precious water and related natural resources.

**Regulation** involves multiple permit activities that promote a fair allocation of the water resources, protect wetlands, enforce well construction standards and ensure that new development does not increase the risk of flooding or degrade water quality. The permitting process also monitors subsequent operational performance of permitted systems to protect the region's citizens and water resources.

**Land and Structure Operations** operates and maintains District lands and water control and conservation structures to restore and sustain natural systems, minimize flood damage and provide opportunities for education and recreation.

**Long-Range Financial Plan** provides financial incentives on a pay-as-you-go basis to encourage and align partnership efforts for the purpose of conserving water and developing alternative water supplies, enhancing natural systems and water quality, and promoting flood management activities.

**Knowledge Management** is the process of systematically and actively managing and leveraging an organization's information. As the region's knowledge leader for water resources information, the District collects a variety of scientific and socio-economic data to support its strategic initiatives. An internal committee of the key data stewards, the Scientific and Regulatory Data Authority, works closely with project managers and Information Technology staff to ensure that data are collected, managed and used in a way that effectively supports the strategic initiatives in a cost-efficient manner. While the focus of knowledge management activities is on meeting and supporting the District's strategic initiatives, it is recognized that many public and private stakeholders also rely on this information to meet their business needs.

**SOUTHWEST FLORIDA WATER MANAGEMENT DISTRICT**  
**Fiscal Year 2012 General Budget Preparation Assumptions**

**Revenues**

- Taxable property values – initial planning assumptions for estimation of ad valorem revenue, by Fund, reflected as a percentage reduction below fiscal year (FY) 2011 taxable property values: General Fund -5 percent, Alafia River Basin -5 percent, Hillsborough River Basin -5 percent, Coastal Rivers Basin -5 percent, Pinellas-Anclote River Basin -5 percent, Withlacoochee River Basin -5 percent, Peace River Basin -5 percent, and Manasota Basin -5 percent. Planning estimates will be reviewed and updated as new information becomes available. Final ad valorem revenue projections will be determined following receipt of the Certifications of Taxable Value from the county property appraisers, due July 1, 2011.
- Millage rate assumptions – Governing and Basin Boards to consider further opportunities for reductions in millage rates for FY2012. For the Governing Board, staff recommends assessing the feasibility of achieving a target of ten percent further reduction in the millage rate from 0.3770 to 0.3400 mill.
- Comprehensive review of project budgets and encumbrances to be initiated in March 2011, to ensure that all project funds including encumbered funds continue to be needed for the authorized purposes. Any project funds including encumbrances not needed as authorized will be liquidated and recognized as source of funding for budget development (i.e., Balances from Prior Years) and to facilitate reduction in millage rates.
- No increase in permit fees, projected at \$1.9 million.
- Interest earnings based on 1.0 percent rate of return on investments.
- Balance forward of \$23 million in the General Fund for FY2012 budget requirements.
- State's Florida Forever Trust Fund – Anticipate no new funding for FY2012 (to be determined following 2011 legislative session). All prior year trust funds are currently allocated to projects.
- State's Water Management Lands Trust Fund (WMLTF) – Anticipate no new funding for FY2012 (to be determined following 2011 legislative session). All prior year trust funds are currently allocated to projects.
- State's Water Protection and Sustainability Trust Fund – Anticipate no new funding for FY2012 (to be determined following 2011 legislative session). All prior year trust funds are currently allocated to projects.

**SOUTHWEST FLORIDA WATER MANAGEMENT DISTRICT**  
**Fiscal Year 2012 General Budget Preparation Assumptions** (continued)

**Expenditures**

- All budget requests will be linked to the District's Strategic Plan through the District's Program Budget.
- Water Supply and Resource Development (WSRD) program funding to continue consistent with the Long-Range Water Supply and Water Resource Development Funding Plan (Long-Range Funding Plan) of the Regional Water Supply Plan through 2030, and estimated long-term funding requirements for projects.
- All recurring and non-recurring expenditures (excluding salaries and benefits) will be targeted for planning purposes, subject to reduction or reallocation, at 5 percent below FY2011 levels, including contracts, computer hardware and software, and other capital outlay. This 5 percent target applies to the General Fund, as well as the Basins, and is consistent with the anticipated reduction in ad valorem revenue. Further reductions may be necessary to balance the budget while staying the course and focusing dollars available on highest priorities including water supply and resource development.
- The following non-recurring accounts will be zero-based and each budget item must be separately justified:
  - Contracted Temporary Labor (temporary full and part-time positions)
  - Contracted Services
  - Contracted Construction
  - Computer Hardware and Software
  - Capital Outlay
- District workforce to continue to be reviewed for opportunities to reduce. At the end of FY2010 budget included 891 full-time equivalent (FTE) positions. FY2011 budget includes 850 FTE positions. Initial target for FY2012 is 800 FTE positions.
- District workload and staffing analysis to be completed by July 2011 for consideration by Governing Board as to impacts on final budget development.
- District salary and benefits review to be completed by July 2011 for consideration by Governing Board as to impacts on final budget development. Salary pool for merit increases not budgeted for FY2012.
- Districtwide ongoing land management and use activities to be budgeted in General Fund using ad valorem revenue sources until the state restores funding for the WMLTF. Any new restoration or capital improvement projects on District lands to be budgeted in Basins using ad valorem revenue sources, subject to respective Basin Boards' approval.
- Reserves for Contingencies will be budgeted at 5 percent of ad valorem revenue sources. The Government Finance Officers Association recommends between 5 percent – 15 percent of General Fund revenues. If additional funds are required, they will be taken from WSRD reserves.
- All budget requests will be consistent with the District's Environmental Stewardship initiative to increase energy efficiency and reduce the carbon footprint. Highest priority will be given to projects that can be expedited as a means to stimulate Florida's economy.

**SOUTHWEST FLORIDA WATER MANAGEMENT DISTRICT**  
**Fiscal Year 2012 General Budget Preparation Assumptions (continued)**

- Information technology budget requests will be consistent with the Governing Board draft Information Resources Department Five-Year Technology Plan, FY2012 through FY2016.
- Facilities improvements and associated revenue contribution will be consistent with the Governing Board draft Five-Year Capital Improvements Plan, FY2012 through FY2016.
- Internal service charges for Central Garage will be used for Basins and grant-funded projects to budget the General Fund reimbursement for vehicle and equipment use.
- Special budget instructions for equipment and vehicle requests:
  - New and replacement personal computers, peripherals, and software requests will be entered by the requesting department into a separate section established within the Information Resources Department budget. The computers and software will be evaluated by the Information Resources Department for inclusion in its final budget request, consistent with the draft Information Resources Department Five-Year Technology Plan for FY2012 through FY2016.
  - Facilities requirements will be evaluated and budgeted by the General Services Department, consistent with the draft Five-Year Capital Improvements Plan for FY2012 through FY2016.
  - New and replacement vehicles will generally be budgeted by the General Services Department based on fleet management requirements and departmental requests.
  - New and replacement outside equipment will be budgeted by the requesting department after evaluation by the General Services Department.

**PROGRAM AND ACTIVITY ALLOCATIONS (ADOPTED BUDGET)**

For Fiscal Year 2010 - 2011

SOUTHWEST FLORIDA WATER MANAGEMENT DISTRICT

| PROGRAMS AND ACTIVITIES  | FISCAL YEAR<br>2010 - 2011 | Water Supply        | Water Quality       | Flood Protection    | Natural Systems     |
|--|----------------------------|---------------------|---------------------|---------------------|---------------------|
| <b>1.0 Water Resources Planning and Monitoring</b>                         | <b>\$43,106,004</b>        | <b>\$9,636,944</b>  | <b>\$9,285,997</b>  | <b>\$9,285,997</b>  | <b>\$14,897,066</b> |
| 1.1 - District Water Management Planning                                   | 18,874,348                 |                     |                     |                     |                     |
| 1.1.1 Water Supply Planning  | 350,947                    | X                   |                     |                     |                     |
| 1.1.2 Minimum Flows and Levels   | 5,611,068                  |                     |                     |                     | X                   |
| 1.1.3 Other Water Resources Planning                                       | 12,912,333                 | X                   | X                   | X                   | X                   |
| 1.2 - Research, Data Collection, Analysis and Monitoring                   | 22,943,186                 | X                   | X                   | X                   | X                   |
| 1.3 - Technical Assistance   | 1,288,470                  | X                   | X                   | X                   | X                   |
| 1.4 - Other Water Resources Planning and Monitoring Activities             | -                          | X                   | X                   | X                   | X                   |
| <b>2.0 Acquisition, Restoration and Public Works</b>                       | <b>\$139,109,909</b>       | <b>\$64,842,136</b> | <b>\$27,034,661</b> | <b>\$20,117,361</b> | <b>\$27,115,751</b> |
| 2.1 - Land Acquisition (1)   | 19,938,172                 | X                   | X                   | X                   | X                   |
| 2.2 - Water Source Development   | 72,637,312                 |                     |                     |                     |                     |
| 2.2.1 Water Resource Development Projects                                  | 26,243,958                 | X                   | X                   |                     | X                   |
| 2.2.2 Water Supply Development Assistance                                  | 45,680,731                 | X                   |                     |                     |                     |
| 2.2.3 Other Water Source Development Activities                            | 712,623                    | X                   | X                   |                     |                     |
| 2.3 - Surface Water Projects   | 43,740,140                 |                     | X                   | X                   | X                   |
| 2.4 - Other Cooperative Projects   | -                          | X                   | X                   | X                   | X                   |
| 2.5 - Facilities Construction and Major Renovations                        | 2,794,285                  | X                   | X                   | X                   | X                   |
| 2.6 - Other Acquisition and Restoration Activities                         | -                          | X                   | X                   |                     |                     |
| <b>3.0 Operation and Maintenance of Lands and Works</b>                    | <b>\$18,402,970</b>        | <b>\$3,106,271</b>  | <b>\$3,967,656</b>  | <b>\$7,069,037</b>  | <b>\$4,260,006</b>  |
| 3.1 - Land Management  | 7,486,554                  | X                   | X                   | X                   | X                   |
| 3.2 - Works  | 4,533,337                  |                     | X                   | X                   | X                   |
| 3.3 - Facilities   | 4,938,528                  | X                   | X                   | X                   | X                   |
| 3.4 - Invasive Plant Control   | 877,398                    |                     | X                   | X                   | X                   |
| 3.5 - Other Operation and Maintenance Activities                           | 567,153                    |                     |                     | X                   | X                   |
| <b>4.0 Regulation</b>  | <b>\$19,673,975</b>        | <b>\$3,413,871</b>  | <b>\$6,466,217</b>  | <b>\$3,886,432</b>  | <b>\$5,905,455</b>  |
| 4.1 - Consumptive Use Permitting   | 6,404,605                  | X                   | X                   |                     | X                   |
| 4.2 - Water Well Construction Permitting and Contractor Licensing          | 1,125,524                  | X                   | X                   |                     |                     |
| 4.3 - Environmental Resource and Surface Water Permitting                  | 9,449,674                  |                     | X                   | X                   | X                   |
| 4.4 - Other Regulatory and Enforcement Activities                          | 2,694,172                  | X                   | X                   | X                   | X                   |
| <b>5.0 Outreach</b>  | <b>\$6,273,675</b>         | <b>\$1,568,418</b>  | <b>\$1,568,419</b>  | <b>\$1,568,419</b>  | <b>\$1,568,419</b>  |
| 5.1 - Water Resource Education   | 4,873,867                  | X                   | X                   | X                   | X                   |
| 5.2 - Public Information   | 1,213,279                  | X                   | X                   | X                   | X                   |
| 5.3 - Public Relations   | -                          | X                   | X                   | X                   | X                   |
| 5.4 - Lobbying / Legislative Affairs / Cabinet Affairs                     | 186,529                    | X                   | X                   | X                   | X                   |
| 5.5 - Other Outreach Activities  | -                          | X                   | X                   | X                   | X                   |
| <i>SUBTOTAL - Major Programs (excluding Management and Administration)</i> | <i>\$226,566,533</i>       | <i>\$82,567,640</i> | <i>\$48,324,950</i> | <i>\$41,927,246</i> | <i>\$53,746,697</i> |
| <b>6.0 District Management and Administration</b>                          | <b>\$53,240,830</b>        |                     |                     |                     |                     |
| 6.1 - Administrative and Operations Support                                | 20,082,965                 |                     |                     |                     |                     |
| 6.2 - Computers / Computer Support   | 16,987,130                 |                     |                     |                     |                     |
| 6.3 - Reserves   | 10,850,000                 |                     |                     |                     |                     |
| 6.4 - Other (Tax Collector / Property Appraiser Fees)                      | 5,320,735                  |                     |                     |                     |                     |
| <b>TOTAL</b>   | <b>\$279,807,363</b>       |                     |                     |                     |                     |

(1) Land Acquisition does not include land acquisition components of Water Source Development, Surface Water Projects, or Other Cooperative Projects.



Mr. Ronald Oakley  
September 16, 2010  
Page Two

through 2030. Funding for the District's Surface Water Improvement and Management (SWIM) program continues stormwater projects for improved water quality in Old Tampa Bay. Collection of necessary water resource data supports the establishment and maintenance of minimum flows and levels and other water resource restoration activities. Further, the district's educational and cooperative funding programs actively engage communities in water conservation practices.

As a Floridian, I appreciate the great work and accomplishments achieved by the Southwest Florida Water Management District in its efforts to protect Florida's wonderful natural resources for the benefit of our visitors, businesses, residents, and the environment. I look forward to working with you in the future as water management districts continue to provide critical services to the people of Florida.

Sincerely,



Charlie Crist

Cc: David L. Moore, Executive Director  
Secretary Mimi Drew, Department of Environmental Protection